



MINUTES

ORDINARY MEETING OF

COUNCIL

WEDNESDAY 24 FEBRUARY 2016



MINUTES INDEX

1.	DECLARATION OF OPENING/ANNOUNCEMENT OF VISITORS	1
2.	ATTENDANCE, APOLOGIES, LEAVE OF ABSENCE PREVIOUSLY GRANTED	1
3.	PUBLIC QUESTION TIME.....	1
4.	ANNOUNCEMENTS FROM THE PRESIDING MEMBER.....	1
5.	PETITIONS AND PRESENTATIONS.....	1
6.	APPLICATION/S FOR LEAVE OF ABSENCE	1
7.	CONFIRMATION OF MINUTES.....	1
	7.1 CONFIRMATION OF THE MINUTES OF THE ORDINARY MEETING OF COUNCIL HELD ON WEDNESDAY 16 DECEMBER 2015	1
8.	MATTERS FOR WHICH MEETING MAY BE CLOSED	2
9.	REPORTS OF OFFICERS AND COMMITTEES	3
	9.1 ADMINISTRATION & FINANCIAL SERVICES	3
	9.1.1 ACCOUNTS SUBMITTED	3
	9.1.2 FINANCIAL REPORTS	5
	9.1.3 DELEGATED AUTHORITY	7
	9.1.4 DEVELOPMENT ASSESSMENT PANELS: LOCAL GOVERNMENT NOMINATIONS	23
	9.1.5 REVIEW CODE OF CONDUCT	25
10.	QUESTIONS FROM MEMBERS WITHOUT NOTICE	27
11.	NEW BUSINESS OF AN URGENT NATURE INTRODUCED BY DECISION OF THE MEETING.....	27
12.	MATTERS FOR WHICH THE MEETING MAY BE CLOSED.....	27
13.	CLOSURE	27

8. MATTERS FOR WHICH MEETING MAY BE CLOSED

Nil

9. REPORTS OF OFFICERS AND COMMITTEES

9.1 ADMINISTRATION & FINANCIAL SERVICES

9.1.1 ACCOUNTS SUBMITTED

FILE REFERENCE:	F1.4
REPORT DATE:	4 March 2016
APPLICANT/PROPONENT:	N/A
OFFICER DISCLOSURE OF INTEREST:	Nil
PREVIOUS MEETING REFERENCES:	Nil
AUTHOR:	Deputy Chief Executive Officer
ATTACHMENTS:	December 2015 and January 2016

PURPOSE OF REPORT:

That the accounts as submitted be received.

BACKGROUND:

This information is provided to the Council on a monthly basis in accordance with provisions of the Local Government Act 1995 and Local Government (Financial Management) Regulations 1996.

COMMENT:

Refer to attachment.

POLICY REQUIREMENTS:

There are no known policy requirements related to this item.

LEGISLATIVE REQUIREMENTS:

Local Government (Financial Management) Regulations 1996 Sections 12 & 13 require the attached reports to be presented to Council.

Lists of Accounts

Section 6.10 of the Local Government Act regulation 12 of the Financial Management Regulations (FMR's) requires a list of accounts paid for the month, and where the Council has delegated the payment of these accounts to the CEO under regulation 13 there must be a list of accounts paid, and the listing shall disclose the following:

- The payee's name
- The amount of the payment
- The date of the payment
- The fund from which it is paid; and
- Sufficient information to identify the transaction.

STRATEGIC IMPLICATIONS:

There are no strategic implications in relation to this item.

List of Accounts Due & Submitted to Council 1 December to 31 December 2015

Chq/EFT	Date	NAME	Description	Amount
irect Debit	01/12/2015	DEPARTMENT OF HOUSING	9A Wilding St Rental	-584.40
irect Debit	08/12/2015	FUJI XEROX AUSTRALIA PTY LTD	CRC Photocopier	-553.30
irect Debit	29/12/2015	CREDIT CARD	CEO Credit Card	-4811.67
088	03/12/2015	JAIME REILLY	Bond Refund	-584.40
FT13251	04/12/2015	DAMIEN SMITH	Wage Advance	-500.00
FT13252	04/12/2015	AVON WASTE	Rubbish Collection - November 2015	-8830.68
FT13253	04/12/2015	COURIER AUSTRALIA INTERNATIONAL	Freight Charges November 2015	-8.50
FT13254	04/12/2015	WALGA	Roman 2 Pocket Ramm Purchase And Set Up	-2551.99
FT13255	04/12/2015	WATER CORPORATION		-6262.42
		WATER CORPORATION	Water Consumption Wongan Hills Oval	49.66
		WATER CORPORATION	Water Rates and Consumption Medical Centre	112.44
		WATER CORPORATION	Standpipe Kirwin Rd	5794.86
		WATER CORPORATION	Standpipe Railway Street Burakin	305.46
FT13256	04/12/2015	WESTRAC EQUIPMENT PTY LTD	Dryer Dye For CAT Grader PG13	-61.77
FT13257	04/12/2015	WONGAN STEEL MANUFACTURERS		-1139.65
		WONGAN STEEL MANUFACTURERS	Parts for PSP3	154.41
		WONGAN STEEL MANUFACTURERS	Parts for CAT Grader PG13	11.04
		WONGAN STEEL MANUFACTURERS	Parts for CAT Grader PG13	123.10
		WONGAN STEEL MANUFACTURERS	Parts for M0195	212.05
		WONGAN STEEL MANUFACTURERS	Parts for Isuzu Crew Truck PTK32	639.05
FT13258	04/12/2015	NEAT N TRIM UNIFORMS PTY LTD	Staff Uniforms - Administration	-530.20
FT13259	04/12/2015	IXOM OPERATIONS PTY LTD	5 Chlorine Cylinder Service Fee	-204.60
FT13260	04/12/2015	WESTERN AUSTRALIAN TREASURY CORPORATION		-13034.25
		WESTERN AUSTRALIAN TREASURY CORPORATION	Loan No. 143 Fixed Component - Land Development	9149.35
		WESTERN AUSTRALIAN TREASURY CORPORATION	Loan No. 149 Fixed Component - Resurface Greens	3884.90
FT13261	04/12/2015	COVS		-260.11
		COVS	Parts for Holden Colorado Ute PUT67	62.76
		COVS	Parts for Isuzu Crew Truck PTK32	111.02
		COVS	Parts for FUSO Tray Truck PTK31	86.33
FT13262	04/12/2015	SHANNON ABBOTT		-2875.35
		SHANNON ABBOTT	Service and Repair Dynapac Multi Tyred Roller PRO10	719.35
		SHANNON ABBOTT	Service and Repair CAT Grader PG13	2156.00
FT13263	04/12/2015	STUART TAYLOR		-2536.00
		STUART TAYLOR	Reimbursement Conference Parking Fees	36.00
		STUART TAYLOR	Reimbursement Conference Fees	2500.00
T13264	04/12/2015	WONGAN HILLS ROTARY CLUB	Shire Donation For Trolleys For Seniors Lunch	-300.00
T13265	04/12/2015	DSATCO PTY LTD	Triple C Mulch	-195.00
T13266	04/12/2015	MCG ARCHITECTS PTY LTD	Schematic Design 40% Complete	-21340.00
T13267	04/12/2015	HART SPORT	Beach Volleyball Net	-163.90
T13268	04/12/2015	LAM-VY PHAN	Chaplaincy Fees - November 2015	-1720.62
T13269	04/12/2015	WONGAN HILLS HOTEL	End Of Term Dinner & Refreshments 2015	-1581.42
T13270	04/12/2015	AIRCONS 4 YOU PLUS ELECTRICAL	Repair To Water Fountain at Swimming Pool	-338.03
T13271	04/12/2015	HDJ CONTRACTING	Cleaning Medical Centre & CRC	-1540.00
T13272	04/12/2015	MARKET CREATIONS PTY LTD	Office 365 - Phase 2	-5726.88
T13273	04/12/2015	LUPTONS LIQUID WASTE	Regulatory Grease Arrestor Pump At CRC	-440.00
T13274	04/12/2015	STEVE MASON & ASSOCIATES	Consultancy Services Central Midlands Construction	-5895.30
T13275	09/12/2015	AUSTRALIAN SERVICES UNION	Employee Union Fees	-25.80
T13276	09/12/2015	IOU SOCIAL CLUB	Employee Social Club Deductions	-270.00
T13277	09/12/2015	MUNICIPAL EMPLOYEES UNION	Employee Union Fees	-19.40
T13278	09/12/2015	ANZ BANK (NETT WAGES)	Wages PPE 08.12.15	-57498.49
T13279	11/12/2015	LANDGATE		-1111.00

		LANDGATE	Annul Access Licence	785.40
		LANDGATE	Rural UV's Chargeable	118.50
		LANDGATE	Rural UV's Chargeable	118.50
		LANDGATE	Gross Rental Valuations Chargeable	64.00
		LANDGATE	Land Enquiry	24.60
FT13280	11/12/2015	BOEKEMAN NOMINEES PTY LTD		-2108.54
		BOEKEMAN NOMINEES PTY LTD	Vehicle Service Ranger	949.56
		BOEKEMAN NOMINEES PTY LTD	Vehicle Service Works Manager	493.63
		BOEKEMAN NOMINEES PTY LTD	Vehicle Service CEO	665.35
FT13281	11/12/2015	WONGAN HILLS IGA		-1034.65
		WONGAN HILLS IGA	CRC Account November 2015	223.71
		WONGAN HILLS IGA	Shire Account November 2015	810.94
FT13282	11/12/2015	MOORE STEPHENS	Audit Service 2014/2015	-21329.00
FT13283	11/12/2015	MCINTOSH & SON		-1096.73
		MCINTOSH & SON	Parts for Case Front Wheel Loader PTR8	89.71
		MCINTOSH & SON	Parts for PSP3	100.01
		MCINTOSH & SON	Parts for Free Roller PROL11	636.90
		MCINTOSH & SON	Parts for CAT Grader PG13	15.84
		MCINTOSH & SON	Parts for CAT Grader PG13	35.16
		MCINTOSH & SON	Parts for Scania Side Tipper Truck PTK27	25.39
		MCINTOSH & SON	Parts for Ford Transit Tipping Tray PUT64	37.39
		MCINTOSH & SON	Parts for CAT Vibrating Roller PROL13	11.84
		MCINTOSH & SON	Parts for Free Roller PROL11	103.62
		MCINTOSH & SON	Parts for FUSO Tray Truck PTK31	18.13
		MCINTOSH & SON	Parts for Free Roller PROL11	22.74
FT13284	11/12/2015	OFFICEWORKS BUSINESS DIRECT	A4 Paper	-65.80
FT13285	11/12/2015	TUDOR HOUSE	Aboriginal Flag	-168.00
FT13286	11/12/2015	WATER CORPORATION	Water Consumption Swimming Pool	-3950.97
FT13287	11/12/2015	WHEATBELT TYRES		-1291.05
		WHEATBELT TYRES	Air Blow Gun - Komatsu Grader PG14	25.80
		WHEATBELT TYRES	Fit & Balance Free Roller PROL11	22.00
		WHEATBELT TYRES	Fit New Tyre Dual Tip Pig Trailer PTR23	347.80
		WHEATBELT TYRES	Patch & Repair Tyre CAT Loader PLDR7	107.85
		WHEATBELT TYRES	Ute Matting OH020	415.60
		WHEATBELT TYRES	Repair Tyre Puncture CAT Loader PLDR7	78.00
		WHEATBELT TYRES	Century Battery CAT Vibrating Roller PROL13	148.00
		WHEATBELT TYRES	Replace & Fit Tyre Tube CAT Loader PLDR7	146.00
FT13288	11/12/2015	WONGAN NEWSAGENCY		-176.68
		WONGAN NEWSAGENCY	November Account 2015 - Shire	130.44
		WONGAN NEWSAGENCY	November Account 2015 - CRC	46.24
FT13289	11/12/2015	NEAT N TRIM UNIFORMS PTY LTD	Staff Uniform - Administration	-108.90
FT13290	11/12/2015	AUSTRAL MERCANTILE COLLECTIONS PTY LTD		-564.30
		AUSTRAL MERCANTILE COLLECTIONS PTY LTD	Legal Fees	147.96
		AUSTRAL MERCANTILE COLLECTIONS PTY LTD	Legal Fees Rates	416.34
FT13291	11/12/2015	T A MATTHEWS ELECTRICAL SERVICES		-4679.52
		T A MATTHEWS ELECTRICAL SERVICES	Change Soft Start for Pool Pump	1658.80
		T A MATTHEWS ELECTRICAL SERVICES	Replace Faulty Light Switch at Light Tower	97.47
		T A MATTHEWS ELECTRICAL SERVICES	Repair Sump Pump at Swimming Pool	227.70
		T A MATTHEWS ELECTRICAL SERVICES		212.85
		T A MATTHEWS ELECTRICAL SERVICES	Service A/C 2A Patterson St	88.00
		T A MATTHEWS ELECTRICAL SERVICES	Service A/C 2B Patterson St	88.00
		T A MATTHEWS ELECTRICAL SERVICES	Service A/C Civic Centre	440.00
		T A MATTHEWS ELECTRICAL SERVICES	Service A/C 27D Quinlan St	88.00
		T A MATTHEWS ELECTRICAL SERVICES	Service A/C 27B Quinlan St	331.10
		T A MATTHEWS ELECTRICAL SERVICES	Service A/C 27A Quinlan St	620.40

		T A MATTHEWS ELECTRICAL SERVICES	Fit New Filter Pads for A/C 16 Moore St	347.60
		T A MATTHEWS ELECTRICAL SERVICES	Replace Faulty Ball Float 49 Quinlan Street	479.60
FT13292	11/12/2015	IT VISION AUSTRALIA PTY LTD	Infringements Processes	-150.00
FT13293	11/12/2015	WONGAN HILLS PHARMACY	Batteries - Shire	-3.95
FT13294	11/12/2015	ARROW BRONZE	Plaque For John Mcdonald	-200.20
FT13295	11/12/2015	RBC RURAL	Repair Photocopier	-110.00
FT13296	11/12/2015	WONGAN HILLS HARDWARE		-4847.99
		WONGAN HILLS HARDWARE	Building Account November 2015	1902.05
		WONGAN HILLS HARDWARE	Works Account November 2015	2945.94
FT13297	11/12/2015	SIGMA CHEMICALS	Calcium Chloride 25kg	-479.49
FT13298	11/12/2015	WESTERN AUSTRALIAN ELECTORAL COMMISSION	Election Costs	-12286.20
FT13299	11/12/2015	WONGAN MAIL SERVICE		-340.68
		WONGAN MAIL SERVICE	Shire Mail Account November 2015	313.38
		WONGAN MAIL SERVICE	CRC Mail Account November 2015	27.30
FT13300	11/12/2015	DUNNINGS INVESTMENTS P/L	Fuel Account November 2015	-3770.65
FT13301	11/12/2015	WHEATBELT SIGNS	Laser Window Frosting for Local Studies Room at CRC	-253.00
FT13302	11/12/2015	PUBLIC TRANSPORT AUTHORITY OF WA	Transwa November Account 2015	-40.93
FT13303	11/12/2015	MIDLAND TROPHIES	Wongan Hills Gymnastics Trophy	-56.00
FT13304	11/12/2015	BRYAN RURAL SERVICE		-616.00
		BRYAN RURAL SERVICE	Pest Treatment 2/20 Stickland St	77.00
		BRYAN RURAL SERVICE	Pest Treatment 1/20 Stickland St	77.00
		BRYAN RURAL SERVICE	Pest Treatment 3/20 Stickland St	77.00
		BRYAN RURAL SERVICE	Pest Treatment Swimming Pool	385.00
FT13305	11/12/2015	DEPARTMENT OF COMMERCE - BUILDING COMMISSION	BSL Reconciliation	-169.95
FT13306	11/12/2015	FUJI XEROX AUSTRALIA PTY LTD		-6070.21
		FUJI XEROX AUSTRALIA PTY LTD	Boomer Prints September 2015	3204.85
		FUJI XEROX AUSTRALIA PTY LTD	Boomer Prints November 2015	2865.36
FT13307	11/12/2015	AIRCONS 4 YOU PLUS ELECTRICAL		-391.13
		AIRCONS 4 YOU PLUS ELECTRICAL	Examine Light in Lesser Hall	66.99
		AIRCONS 4 YOU PLUS ELECTRICAL	Replace Light Switch in Depot Office	51.12
		AIRCONS 4 YOU PLUS ELECTRICAL	Repair Light Switch at Civic Centre	60.61
		AIRCONS 4 YOU PLUS ELECTRICAL	Repair Circuit Board Error Medical Centre	212.41
FT13308	11/12/2015	NOTHAM HOLDEN AND MAZDA	Vehicle Service Admin Pool Vehicle	-293.08
FT13309	11/12/2015	NEWINS FAMILY TRUST	Refuse Site Management November 2015	-3758.33
FT13310	11/12/2015	HENDOS PLUMBING & GAS SERVICES		-544.50
		HENDOS PLUMBING & GAS SERVICES	Replace Hot Water Valve 30 Wandoo Cres	214.50
		HENDOS PLUMBING & GAS SERVICES	Service Gas Oven at Civic Centre	330.00
FT13311	11/12/2015	PAGODA RESORT AND SPA	Accommodation Nuts & Bolts Workshop, Harder & Wigmore	-366.00
T13312	11/12/2015	EXCLUSIVE LANDSCAPES AUSTRALIAPTY LTD	Nature Playground Development	-60000.00
T13313	11/12/2015	STEVE MASON & ASSOCIATES	Consultancy Service	-6340.05
T13314	11/12/2015	WONGAN BALLIDU AGED PERSONS HOMES INC.	CDF Grant 2015	-2500.00
T13315	18/12/2015	C.Y. O'CONNOR INSTITUTE	Certificate 111 In Local Government - Taylor Mickle	-399.86
T13316	18/12/2015	COURIER AUSTRALIA INTERNATIONAL	Freight Charges November 2015	-9.85
T13317	18/12/2015	CUTTING EDGES PTY LTD	Grader Blades For CAT Grader PG13	-2860.00
T13318	18/12/2015	WALLIS COMPUTER SOLUTIONS	Agreement Its Gold	-108.90
T13319	18/12/2015	WATER CORPORATION	Water Rates Medical Centre	-44.79
T13320	18/12/2015	WHEATBELT VETERINARY SERVICE	Euthanasia Of 1 Cat	-11.00
T13321	18/12/2015	(KANYANA) YOUTH & COMMUNITY DEVELOPMENT GROUP	Bags Of Rags	-30.00
T13322	18/12/2015	COVS		-372.78
		COVS	Parts for FUSO Tray Truck PTK31	3.34
		COVS	Parts for Holden Colorado Ute PUT67	95.61
		COVS	Parts for OH020	273.83

FT13323	18/12/2015	MARKETFORCE PRODUCTIONS	Advertisement For Operator- Outside Workforce	-894.96
FT13324	18/12/2015	OVERLAND FREIGHT	Freight Charges November 2015	-169.73
FT13325	18/12/2015	MOCARDY FARMS	Rates Refund For Assessment A1645 LOT X NORTHAM-PITHARA ROAD WONGAN HILLS W.A. 6603	-80.28
FT13326	18/12/2015	TRUCK CENTRE (WA) PTY LTD		-428230.00
		TRUCK CENTRE (WA) PTY LTD	2015 Mack Granite Mp8 435 Tipper Truck	214115.00
		TRUCK CENTRE (WA) PTY LTD	2015 Mack Granite Mp8 435 Tipper Truck	214115.00
FT13327	18/12/2015	INSTANT WEIGHING	Calibration Of Scales	-885.00
FT13328	18/12/2015	SIGMA CHEMICALS	DPD 1 Testing Tablets (Palintest 9) & Emerkit	-209.00
FT13329	18/12/2015	BALLIDU TRADING POST - CLEANING ACCOUNT	Contract Cleaning July 2015 - November 2015	-6270.00
FT13330	18/12/2015	DAVINA ENTERPRISES (KYLIE DAVEY)	Catering For Staff Christmas Dinner 2015	-3637.50
FT13331	18/12/2015	MEDICAL CENTRE OF WONGAN HILLS		-289.20
		MEDICAL CENTRE OF WONGAN HILLS	Pre-Employment Medical- Outside Workforce	144.60
		MEDICAL CENTRE OF WONGAN HILLS	Pre-Employment Medical- Outside Workforce	144.60
FT13332	18/12/2015	AIR LIQUIDE WA PTY LTD	Cylinder Rental Fee	-33.99
FT13333	18/12/2015	INSTITUTE OF AUTOMOTIVE MECHANICAL ENGINEERS	100 Blue Electrical Test Tags	-138.00
FT13334	18/12/2015	AIRCONS 4 YOU PLUS ELECTRICAL		-282.85
		AIRCONS 4 YOU PLUS ELECTRICAL	Travel & Services for Cadoux B/Ball Court Exit Lights	221.14
		AIRCONS 4 YOU PLUS ELECTRICAL	Assess Exit Lights at PCYC	61.71
FT13335	18/12/2015	DAVID TAYLOR		-570.00
		DAVID TAYLOR	Clothing Allowance	500.00
		DAVID TAYLOR	Conference Expenses Reimbursement	70.00
FT13336	18/12/2015	A.P.S REWINDS & SALES	Pressure Gauge 8 PSI	-154.00
FT13337	18/12/2015	HDJ CONTRACTING	Cleaning Medical Centre & CRC	-1540.00
FT13338	18/12/2015	BP AUSTRALIA		-399.75
		BP AUSTRALIA	November Account 2015	147.81
		BP AUSTRALIA	October Account 2015	251.94
FT13339	18/12/2015	HENDOS PLUMBING & GAS SERVICES	Back Flow Testing On Cadoux, Burakin & Ballidu Standpipes As Per Water Corporation Regulation	-1306.80
T13340	23/12/2015	AUSTRALIAN SERVICES UNION	Employee Union Fees	-25.80
T13341	23/12/2015	IOU SOCIAL CLUB	Employee Social Club Deductions	-280.00
T13342	23/12/2015	MUNICIPAL EMPLOYEES UNION	Employee Union Fees	-19.40
T13343	23/12/2015	ANZ BANK (NETT WAGES)	Wages PPE 22.12.15	-58234.29
T13344	23/12/2015	STAPLES	Shire Stationary	-239.05
T13345	23/12/2015	COURIER AUSTRALIA INTERNATIONAL	Freight Charges December 2015	-41.52
T13346	23/12/2015	LANDMARK OPERATIONS	Fertiliser Kest Delta T 3500	-1381.51
T13347	23/12/2015	MULTIGROUP DISTRIBUTION SERVICES PTY LTD	Freight Charges December 2015	-92.67
T13348	23/12/2015	TRUCKLINE PARTS	ABC Relay Valve R12 For Dual Tip Pig Trailer PTRL23	-512.87
T13349	23/12/2015	WESTRAC EQUIPMENT PTY LTD	146-9007 Glass RH	-423.57
T13350	23/12/2015	NEAT N TRIM UNIFORMS PTY LTD		-523.60
		NEAT N TRIM UNIFORMS PTY LTD	Staff Uniform - Administration	435.60
		NEAT N TRIM UNIFORMS PTY LTD	Staff Uniform - Administration	48.40
		NEAT N TRIM UNIFORMS PTY LTD	Staff Uniform - Administration	39.60
T13351	23/12/2015	IXOM OPERATIONS PTY LTD	One (1) Chlorine Cylinder (70kg)	-415.80
T13352	23/12/2015	AUSTRAL MERCANTILE COLLECTIONS PTY LTD	Rates Legal Charges	-748.96
T13353	23/12/2015	IT VISION AUSTRALIA PTY LTD	Reverse Disposals Of Assets SR149846	-235.40
T13354	23/12/2015	ARROW BRONZE	Plaque For Auhl	-225.50
T13355	23/12/2015	CR. ALFREDA LYON	October-December 2015 Sitting Fees	-550.00
T13356	23/12/2015	CR. PETER MACNAMARA	October - December 2015 Sitting Fees	-1081.10
T13357	23/12/2015	CANNON HYGIENE AUSTRALIA PTY LTD	Monthly Sanitary Service WH Sports Pavillion	-248.02

FT13358	23/12/2015	RBC RURAL	Meterplan Charges November 2015	-3041.56
FT13359	23/12/2015	SIGMA CHEMICALS	New Navigation System -Wave Pool Cleaner	-1544.04
FT13360	23/12/2015	MCG ARCHITECTS PTY LTD	Schematic Design 20%- Sports Pavillion	-10670.00
FT13361	23/12/2015	CR BRAD WEST	October-December 2015 Sitting Fees	-745.16
FT13362	23/12/2015	LEN DEGRUSSA	Gratuity Payment - Termination Policy	-1241.64
FT13363	23/12/2015	TELSTRA DCR & M	Damage To Telstra Line On Rifle Range Rd & Craske Rd When Grading	-1997.90
FT13364	23/12/2015	KYLE TAYLOR	Gratuity Payment - Termination Policy	-217.36
FT13365	23/12/2015	DAVID W DEW (DJ DAVEYDEE)	DJ - Christmas Party - 1 Hour	-80.00
FT13366	24/12/2015	MULTISPARES LIMITED	30A7620ZF Power Steering Pump	-1231.80
FT13367	24/12/2015	DUN DIRECT PTY LTD	Bulk Fuel November 2015	-27554.38
FT13368	24/12/2015	DAVE WATSON CONTRACTING PTY.LTD	Removal Of 3 Stumps And Palm Prune	-495.00
FT13369	24/12/2015	TEAM DIGITAL	Seniors Week Adhesive Paper	-172.70
FT13370	24/12/2015	GREAT SOUTHERN FUEL SUPPLIES	Fuel Supply November 2015	-851.76
FT13371	24/12/2015	NOTHAM HOLDEN AND MAZDA	Hub Caps for Holden Colorado Ute PUT67	-79.50
FT13372	24/12/2015	ALEXIA LINES	Seniors Week Cupcakes	-20.00
FT13373	24/12/2015	AMANDA VIVIERS	Leading Wheatbelt Women Finding Your Voice Workshop	-300.00
FT13374	24/12/2015	STEVE MASON & ASSOCIATES	Consultancy Services - ICM/CMC	-6845.83
FT13379	31/12/2015	DEPARTMENT OF TRANSPORT	December DPI Payments	-65335.65
645	04/12/2015	TELSTRA CORPORATION LIMITED		-4198.98
		TELSTRA CORPORATION LIMITED	TIM Platform Account November 2015	251.16
		TELSTRA CORPORATION LIMITED	Telephone Account November 2015	3947.82
646	04/12/2015	HILLS FIRE EQUIPMENT SERVICE TRUST	Replace Faulty Fire Hose Reel At Depot.	-240.00
647	04/12/2015	AVON VALLEY NISSAN	Vehicle Service DCEO	-268.00
648	09/12/2015	SHIRE OF WONGAN-BALLIDU - PAYROLL	Payroll Deduction	-615.00
649	09/12/2015	SHIRE OF WONGAN-BALLIDU PETTY CASH RE-IMBURSEMENT	Payroll Deductions	-500.00
650	11/12/2015	SYNERGY		-4530.60
		SYNERGY	Electricity WH Pavillion	446.95
		SYNERGY	Electricity Street Lighting	4083.65
651	11/12/2015	AUSTRALIAN COMMUNICATIONS & MEDIA AUTHORITY	Licence Renewal for Broadcasting Services	-172.00
652	11/12/2015	BRUCE MITCHELL	Tool For Grafting Plants	-85.01
653	18/12/2015	WESTNET PTY LTD	November Account 2015	-329.79
654	18/12/2015	SYNERGY		-6119.80
		SYNERGY	Electricity WH Sports Ground	1914.65
		SYNERGY	Electricity CRC	1596.90
		SYNERGY	Electricity Swimming Pool	2608.25
655	18/12/2015	ST JOHN AMBULANCE AUSTRALIA (WA) INC	CPR Course - Bruce Mitchell & Chris Wilding & Peter Howieson	-267.00
656	18/12/2015	CASH	Petty Cash Reimbursement	-122.10
657	23/12/2015	SHIRE OF WONGAN-BALLIDU - PAYROLL	Payroll Deduction	-615.00
658	23/12/2015	TELSTRA CORPORATION LIMITED	Shire Rental Phone Account November 2015	-9.71
659	23/12/2015	SHIRE OF WONGAN-BALLIDU	2hrs Boardroom Hire - Electors Meeting	-50.00
660	23/12/2015	CR N WALTON	October - December 2015 Sitting Fees	-550.00
661	23/12/2015	CR HUGH BARRETT-LENNARD	October-December 2015 Sitting Fees	-726.88
662	23/12/2015	RAC	Roadside Assistance 2015-2016 - Bus	-285.00
663	23/12/2015	CR DR W RICHARD MORGAN	October - December 2015 Sitting Fees	-550.00
664	23/12/2015	CR JON HASSON	October-December 2015 Sitting Fees	-748.99
665	24/12/2015	TELSTRA CORPORATION LIMITED	Phone Account November 2015	-441.65
7889.1	08/12/2015	WALGS SUPERANNUATION PLAN	Employee Superannuation	-6571.87
7889.2	08/12/2015	ONEPATH LIFE LIMITED	Payroll Deductions	-330.77
7889.3	08/12/2015	HOSTPLUS SUPERANNUATION FUND	Superannuation Contributions	-146.28
7889.4	08/12/2015	ANZ SMART CHOICE SUPER (ONEPATH MASTERFUND)	Superannuation Contributions	-127.21
7889.5	08/12/2015	CONCEPT ONE SUPERANNUATION PLAN	Superannuation Contributions	-84.81

D7889.6	08/12/2015	KYLEREAN SUPERANNUATION FUND	Superannuation Contributions	-1207.90
D7889.7	08/12/2015	COLONIAL FIRST STATE FIRSTCHOICE PERSONAL SUPER	Superannuation Contributions	-491.36
D7889.8	08/12/2015	BT SUPER FOR LIFE	Superannuation Contributions	-192.71
D7889.9	08/12/2015	REST SUPERANNUATION	Superannuation Contributions	-46.36
D7899.1	22/12/2015	WALGS SUPERANNUATION PLAN	Employee Superannuation	-6788.92
D7899.2	22/12/2015	ONEPATH LIFE LIMITED	Payroll Deductions	-330.75
D7899.3	22/12/2015	HOSTPLUS SUPERANNUATION FUND	Superannuation Contributions	-146.28
D7899.4	22/12/2015	ANZ SMART CHOICE SUPER (ONEPATH MASTERFUND)	Superannuation Contributions	-127.21
D7899.5	22/12/2015	CONCEPT ONE SUPERANNUATION PLAN	Superannuation Contributions	-84.81
D7899.6	22/12/2015	KYLEREAN SUPERANNUATION FUND	Superannuation Contributions	-1207.90
D7899.7	22/12/2015	COLONIAL FIRST STATE FIRSTCHOICE PERSONAL SUPER	Superannuation Contributions	-491.28
D7899.8	22/12/2015	BT SUPER FOR LIFE	Superannuation Contributions	-190.46
D7899.9	22/12/2015	REST SUPERANNUATION	Superannuation Contributions	-50.22
D7889.10	08/12/2015	AMP SUPERANNUATION LTD.	Superannuation Contributions	-203.96
D7889.11	08/12/2015	PRIME SUPER	Superannuation Contributions	-357.89
D7889.12	08/12/2015	AXA RETIREMENT SECURITY PLAN	Superannuation Contributions	-192.18
D7899.10	22/12/2015	AMP SUPERANNUATION LTD.	Superannuation Contributions	-203.15
D7899.11	22/12/2015	PRIME SUPER	Superannuation Contributions	-357.29
D7899.12	22/12/2015	AXA RETIREMENT SECURITY PLAN	Superannuation Contributions	-191.47
			Municipal	-895917.69
			Trust	-65920.05
			Total	-961837.74
			Recoverable	-337.70
			Partially Recoverable	-16310.88

List of Accounts Due & Submitted to Council 1 January to 31 January 2016

Chq/EFT	Date	NAME	Description	Amount
irect Debit	04/01/2016	DEPARTMENT OF HOUSING	9A Wilding St Rental - Lease Terminated, No Longer Required	-584.40
irect Debit	08/01/2016	FUJI XEROX AUSTRALIA PTY LTD	CRC Photocopier	-553.30
irect Debit	27/01/2016	CREDIT CARD	CEO Credit Card	-980.52
FT13375	06/01/2016	AUSTRALIAN SERVICES UNION	Employee Union Fees	-25.80
FT13376	06/01/2016	IOU SOCIAL CLUB	Employee Social Club Deductions	-280.00
FT13377	06/01/2016	MUNICIPAL EMPLOYEES UNION	Employee Union Fees	-19.40
FT13378	06/01/2016	ANZ BANK (NETT WAGES)	Wages PPE 05.01.16	-55394.38
FT13380	15/01/2016	STAPLES	Shire Stationary	-9.89
FT13381	15/01/2016	LANDGATE	Gross Rental Valuations Chargeable	-131.12
FT13382	15/01/2016	AVON WASTE	Domestic Waste Collection December 2015	-11139.00
FT13383	15/01/2016	COURIER AUSTRALIA INTERNATIONAL	Freight Charges December 2015	-9.85
FT13384	15/01/2016	DEPARTMENT OF FIRE & EMERGENCY SERVICES	2015/16 ESL Section 36ZJ	-19652.13
FT13385	15/01/2016	MOORE STEPHENS	Progressive Payment - Development Of Strategic Resource Plan	-4400.00
FT13386	15/01/2016	MCINTOSH & SON		-306.59
		MCINTOSH & SON	Parts for Volvo Side Tipper PTK28	193.52
		MCINTOSH & SON	Parts for Sundry Plant PSP1	20.72
		MCINTOSH & SON	Parts for Volvo Side Tipper PTK28	92.35
FT13387	15/01/2016	OFFICEWORKS BUSINESS DIRECT	A3 Boomer Paper for CRC	-337.79
FT13388	15/01/2016	WONGAN RETRAVISION & COMFORTSTYLE FURNITURE	Catering Bowls for CRC	-134.85
FT13389	15/01/2016	WATER CORPORATION		-100.60
		WATER CORPORATION	Water Consumption - 27-29B Quinlan St	9.11
		WATER CORPORATION	Water Rates - Tennis Courts	53.81
		WATER CORPORATION	Water Rates - Utilities CRC	37.68
FT13390	15/01/2016	NEAT N TRIM UNIFORMS PTY LTD	Staff Uniform - Administration	-144.10
FT13391	15/01/2016	WESFARMERS KLEENHEAT GAS PTY LTD		-458.50
		WESFARMERS KLEENHEAT GAS PTY LTD	Gas Cylinder Fee 27A Quinlan St	69.30
		WESFARMERS KLEENHEAT GAS PTY LTD	Gas Cylinder Fee 27C Quinlan St	69.30
		WESFARMERS KLEENHEAT GAS PTY LTD	Gas Cylinder Fee 27B Quinlan St	112.00
		WESFARMERS KLEENHEAT GAS PTY LTD	Gas Cylinder Fee 27D Quinlan St	69.30
		WESFARMERS KLEENHEAT GAS PTY LTD	Gas Cylinder Fee 8 Ellis St	69.30
		WESFARMERS KLEENHEAT GAS PTY LTD	Gas Cylinder Fee 2B Patterson St	69.30
FT13392	15/01/2016	WONGAN HILLS BETTA HOME LIVING	Refill Of 4 Gas Bottles for Civic Centre	-540.00
FT13393	15/01/2016	WONGAN ARTS SOCIETY	Grant - Live Well, Stay Well	-400.00
FT13394	15/01/2016	OVERLAND FREIGHT	Freight Charges December 2015	-801.58
FT13395	15/01/2016	SHANNON ABBOTT	Repairs: Electrical Wiring Skid Steer Bobcat PBC1	-1297.46
FT13396	15/01/2016	TRUCK CENTRE (WA) PTY LTD	Machine Flywheel for Volvo Side Tipper PTK28	-165.00
FT13397	15/01/2016	SIGMA CHEMICALS	Filter Sand and Liquid Chemicals for Pool	-1847.40
FT13398	15/01/2016	RNR CONTRACTING P/L	Bitumen For AA195 Hospital Road 14mm Primer Seal	-61784.80
FT13399	15/01/2016	WONGAN MAIL SERVICE		-204.61
		WONGAN MAIL SERVICE	Shire Mail Account December 2015	192.01
		WONGAN MAIL SERVICE	CRC Mail Account December 2015	12.60
FT13400	15/01/2016	LAM-VY PHAN	Chaplaincy Fees December 2015	-1720.62
FT13401	15/01/2016	DUN DIRECT PTY LTD	Bulk Diesel 10050L	-10514.97
FT13402	15/01/2016	CAMMS	Quarterly Cloud Hosting Fee	-1980.00
FT13403	15/01/2016	DEPARTMENT OF COMMERCE - BUILDING COMMISSION	BSL Reconciliation	-970.70
FT13404	15/01/2016	WONGAN HILLS BAKERY AND CAFE	Catering- Len De Grussa Farewell	-76.00
FT13405	15/01/2016	WONGAN GYMNASTICS CLUB INC		-600.00
		WONGAN GYMNASTICS CLUB INC	Kidsport Grant	200.00
		WONGAN GYMNASTICS CLUB INC	Kidsport Grant	200.00
		WONGAN GYMNASTICS CLUB INC	Kidsport Grant	200.00
FT13406	15/01/2016	AIRCONS 4 YOU PLUS ELECTRICAL		-1627.00

		AIRCONS 4 YOU PLUS ELECTRICAL	Check and Repair CTV Trailer	250.87
		AIRCONS 4 YOU PLUS ELECTRICAL	Nitrogen Test & Refridgerant Gas CRC Air/Con	432.73
		AIRCONS 4 YOU PLUS ELECTRICAL	Replace Air Cond Unit In Karl's Office - Partial Invoice To Order Parts	943.40
FT13407	15/01/2016	HDJ CONTRACTING		-1655.50
		HDJ CONTRACTING	Medical Centre & CRC Cleaning	1540.00
		HDJ CONTRACTING	CRC Xmas Function Clean	115.50
FT13408	15/01/2016	PAUL AND WENDYS CLEANING SERVICE	Function Room Carpet Cleaning	-176.00
FT13409	15/01/2016	WONGAN HILLS & DISTRICTS BASKETBALL ASSOC.	Kidsport Fees	-97.50
FT13410	15/01/2016	BP AUSTRALIA	Fuel Account December 2015	-501.84
FT13411	15/01/2016	NEWINS FAMILY TRUST	Landfill Management Wongan Hills	-3758.33
FT13412	15/01/2016	KITE KINETICS	Up, Up & Away Kite Kinetics for CRC Kids Workshop	-1030.00
FT13413	15/01/2016	ONLINE MARKITECH	CRC Event - Leading Wheatbelt Women Speaker	-450.00
FT13414	15/01/2016	STEVE MASON & ASSOCIATES		-5785.40
		STEVE MASON & ASSOCIATES	Consultancy Service	5476.46
		STEVE MASON & ASSOCIATES	Expense Recoup for Services Associated with CMC	152.85
		STEVE MASON & ASSOCIATES	Expense Recoup for Services Associated with CMC	156.09
FT13415	20/01/2016	AUSTRALIAN SERVICES UNION	Employee Union Fees	-25.80
FT13416	20/01/2016	IOU SOCIAL CLUB	Employee Social Club Deductions	-280.00
FT13417	20/01/2016	MUNICIPAL EMPLOYEES UNION	Employee Union Fees	-19.40
FT13418	20/01/2016	ANZ BANK (NETT WAGES)	Wages PPE 19.01.16	-58276.08
FT13419	22/01/2016	BOEKEMAN NOMINEES PTY LTD		-626.80
		BOEKEMAN NOMINEES PTY LTD	Vehicle Service CEO	585.88
		BOEKEMAN NOMINEES PTY LTD	Connectors for Hino Prime Mover PTK30	36.96
		BOEKEMAN NOMINEES PTY LTD	Socket Head for Volvo Side Tipper	3.96
FT13420	22/01/2016	WONGAN HILLS IGA	Shire Account December 2015	-2221.33
FT13421	22/01/2016	MULTIGROUP DISTRIBUTION SERVICES PTY LTD	Freight Charges December 2015	-78.84
FT13422	22/01/2016	WALLIS COMPUTER SOLUTIONS	Travel Expenses - Managed Services ITS GOLD	-231.00
FT13423	22/01/2016	WATER CORPORATION		-5271.52
		WATER CORPORATION	Water Consumption Standpipe West Kondut Rd	37.06
		WATER CORPORATION	Water Consumption Standpipe Podmore Rd	653.37
		WATER CORPORATION	Water Consumption Standpipe Cadoux Sth Koorda Rd	1712.74
		WATER CORPORATION	Water Consumption Standpipe Kondut East Rd	89.36
		WATER CORPORATION	Water Consumption Standpipe Calingiri Wongan Rd	41.24
		WATER CORPORATION	Water Consumption Standpipe Graig Rd	37.06
		WATER CORPORATION	Water Consumption Standpipe Calingiri Rd	37.06
		WATER CORPORATION	Water Consumption Standpipe Gabalong East Rd	107.59
		WATER CORPORATION	Water Consumption Standpipe Davey Rd	365.50
		WATER CORPORATION	Water Consumption & Rates Airport/Pioneer Rd	44.17
		WATER CORPORATION	Water Consumption Standpipe Ballidu Sth East Rd	135.38
		WATER CORPORATION	Water Consumption Standpipe James St Cadoux	68.44
		WATER CORPORATION	Water Consumption Standpipe Depot Rd	549.60
		WATER CORPORATION	Water Consumption Kondut Oval	138.18
		WATER CORPORATION	Water Rates 31 Quinlan St	56.21
		WATER CORPORATION	Water Rates 16 Moore St	200.74
		WATER CORPORATION	Water Consumption & Rates Ballidu Hall	54.33
		WATER CORPORATION	Water Consumption Bunyip Park	66.93
		WATER CORPORATION	Water Consumption Alpha Park	826.90
		WATER CORPORATION	Water Consumption King St Reserve	49.66
T13424	22/01/2016	WHEATBELT TYRES		-2764.90

		WHEATBELT TYRES	Fit & Balance Tyre - Tandem Backhoe Trailer PTRL21	429.80
		WHEATBELT TYRES	Fit & Balance 4 Tyres Toyota Hilux VRNGR	672.00
		WHEATBELT TYRES	Tyre Tube for Volvo Loader PLDR7	224.00
		WHEATBELT TYRES	Repair Puncture & Fit Tube Volvo Loader PLDR7	96.70
		WHEATBELT TYRES	Fit & Balance 4 Tyres Toyota Kluger VMWS	1342.40
FT13425	22/01/2016	WONGAN NEWSAGENCY	Shire Account December 2015	-59.40
FT13426	22/01/2016	WONGAN HILLS TOURISM GROUP INC	Public Toilet Cleaning	-435.00
FT13427	22/01/2016	WONGAN HILLS BETTA HOME LIVING	Purchase Of New Phone For Staff	-59.00
FT13428	22/01/2016	WESTERN AUSTRALIAN TREASURY CORPORATION		-16986.98
		WESTERN AUSTRALIAN TREASURY CORPORATION	Loan No. 145C Fixed Component - Land Development 145C	8550.00
		WESTERN AUSTRALIAN TREASURY CORPORATION	Loan No. 147 Interest Payment	5406.52
		WESTERN AUSTRALIAN TREASURY CORPORATION	Government Guarantee Fee	3030.46
FT13429	22/01/2016	COAD COMMUNICATIONS		-3011.25
		COAD COMMUNICATIONS	Pipe Connection for New Dish at Transmission Tower	55.00
		COAD COMMUNICATIONS	Excavation at Cadoux Tip	2733.50
		COAD COMMUNICATIONS	Trenching at Park	222.75
FT13430	22/01/2016	ADVANCED AUTOLOGIC PTY LTD	20kg EP2 Grease	-374.00
FT13431	22/01/2016	WONGAN HILLS HARDWARE		-2681.20
		WONGAN HILLS HARDWARE	Building Account December 2015	1323.86
		WONGAN HILLS HARDWARE	Works Account December 2015	1357.34
FT13432	22/01/2016	TRUCK CENTRE (WA) PTY LTD		-1264.87
		TRUCK CENTRE (WA) PTY LTD	Parts for Volvo Side Tipper PTK28	1217.07
		TRUCK CENTRE (WA) PTY LTD	Parts for Volvo Side Tipper PTK28	47.80
FT13433	22/01/2016	DUNNINGS INVESTMENTS P/L	Fuel Account December 2015	-3206.98
FT13434	22/01/2016	PUBLIC TRANSPORT AUTHORITY OF WA	Transwa December Account 2015	-203.88
FT13435	22/01/2016	COMPUTER ESSENTIALS	Epson Printer and Cartridge for New Works Supervisor	-367.00
FT13436	22/01/2016	MULTISPARES LIMITED	Clutch Set for Volvo Side Tipper PTK28	-1330.79
FT13437	22/01/2016	TELSTRA DCR & M	Damage To Telstra Line Lot39 Cochrane Rd Cadoux	-2882.90
FT13438	22/01/2016	DEPARTMENT OF LANDS		-783.00
		DEPARTMENT OF LANDS	S02/Residential Development M970173	550.00
		DEPARTMENT OF LANDS	S02/Developement Lease L848615	233.00
FT13439	22/01/2016	GREAT SOUTHERN FUEL SUPPLIES	Fuel Account December 2015	-564.88
FT13440	22/01/2016	HENDOS PLUMBING & GAS SERVICES	Repair Solenoid Hot Water Urn In Kitchen at CRC	-335.50
FT13441	27/01/2016	ANZ BANK (NETT WAGES)	Termination Pay - Works Staff Member	-1772.49
FT13464	31/01/2016	DEPARTMENT OF TRANSPORT	January 2016 DPI	-51637.45
666	06/01/2016	SHIRE OF WONGAN-BALLIDU - PAYROLL	Payroll Deduction	-625.00
668	15/01/2016	SHIRE OF WONGAN-BALLIDU	6 X Colour Advertisments In Boomer For Pool	-990.00
669	15/01/2016	SYNERGY		-15480.55
		SYNERGY	Electricity Account Administration Building	1115.80
		SYNERGY	Electricity Account Railway Dam	29.55
		SYNERGY	Electricity Account 7 Wandoo Crescent	303.25
		SYNERGY	Electricity Account Cadoux Bushfire Brigade Hall	34.20
		SYNERGY	Electricity Account Medical Centre	1859.45
		SYNERGY	Electricity Account Streetlighting	3951.90
		SYNERGY	Electricity Account CRC - Unpaid Balance	67.50
		SYNERGY	Electricity Account 14 Ellis Street	30.25
		SYNERGY	Electricity Account Alpha Park Ballidu	135.70
		SYNERGY	Electricity Account WH Aerodrome	32.45
		SYNERGY	Electricity Account Depot	899.25
		SYNERGY	Electricity Account 30 Wandoo Crescent	564.40
		SYNERGY	Electricity Account Telecentre	49.35
		SYNERGY	Electricity Account WH Town Centre Gardens	53.75
		SYNERGY	Electricity Account Museum	124.85
		SYNERGY	Electricity Account WH Community Park	375.65

		SYNERGY	Electricity Account Civic Centre	582.00
		SYNERGY	Electricity Account Transmission Tower	1016.95
		SYNERGY	Electricity Account Cadoux Toilets	26.85
		SYNERGY	Electricity Account Wongan Hills Sports Ground	2128.60
		SYNERGY	Electricity Account CRC	1997.45
		SYNERGY	Electricity Account Ballidu Hall	74.50
		SYNERGY	Electricity Account Homeswest Joint Venture Gardens	26.90
0670	15/01/2016	CONSTRUCTION TRAINING FUND	Commission	-1331.52
0671	15/01/2016	CASH	Christmas Lights Competition 2015	-400.00
0672	15/01/2016	SHIRE OF WONGAN-BALLIDU	Licence Transfers for PTK27, PTK25, PTK28, PBH2, PTK31, PSP4 and PTK34	-182.10
0673	20/01/2016	SHIRE OF WONGAN-BALLIDU - PAYROLL	Payroll Deduction	-672.60
0674	20/01/2016	JOHN LEONARD	Gratuity Payment	-48.30
0675	22/01/2016	WESTNET PTY LTD	Internet Account December 2015	-669.64
0676	22/01/2016	TELSTRA CORPORATION LIMITED		-4185.69
		TELSTRA CORPORATION LIMITED	Telephone Account December 2015	3751.64
		TELSTRA CORPORATION LIMITED	Telephone Account Shire Rental December 2015	19.42
		TELSTRA CORPORATION LIMITED	Telephone Account CRC December 2015	414.63
0677	22/01/2016	SYNERGY		-3498.75
		SYNERGY	Electricity Account Swimming Pool	3471.90
		SYNERGY	Electricity Account Burakin Hall	26.85
0678	22/01/2016	WESTERN POWER	Underground Supply For 2 Dwellings 31 Quinlan St	-1362.00
0679	22/01/2016	TANYA GREENWOOD	Gratuity Payment	-315.00
07907.1	05/01/2016	WALGS SUPERANNUATION PLAN	Employee Superannuation	-6481.39
07907.2	05/01/2016	ONEPATH LIFE LIMITED	Payroll Deductions	-330.75
07907.3	05/01/2016	HOSTPLUS SUPERANNUATION FUND	Superannuation Contributions	-146.28
07907.4	05/01/2016	ANZ SMART CHOICE SUPER (ONEPATH MASTERFUND)	Superannuation Contributions	-131.45
07907.5	05/01/2016	CONCEPT ONE SUPERANNUATION PLAN	Superannuation Contributions	-84.81
07907.6	05/01/2016	KYLEREAN SUPERANNUATION FUND	Payroll Deductions	-1207.90
07907.7	05/01/2016	COLONIAL FIRST STATE FIRSTCHOICE PERSONAL SUPER	Superannuation Contributions	-482.31
07907.8	05/01/2016	BT SUPER FOR LIFE	Superannuation Contributions	-187.43
07907.9	05/01/2016	REST SUPERANNUATION	Superannuation Contributions	-46.36
07923.1	19/01/2016	WALGS SUPERANNUATION PLAN	Employee Superannuation	-6512.80
07923.2	19/01/2016	ONEPATH LIFE LIMITED	Payroll Deductions	-330.75
07923.3	19/01/2016	HOSTPLUS SUPERANNUATION FUND	Superannuation Contributions	-146.28
07923.4	19/01/2016	ANZ SMART CHOICE SUPER (ONEPATH MASTERFUND)	Superannuation Contributions	-127.21
07923.5	19/01/2016	CONCEPT ONE SUPERANNUATION PLAN	Superannuation Contributions	-84.81
07923.6	19/01/2016	KYLEREAN SUPERANNUATION FUND	Payroll Deductions	-1207.90
07923.7	19/01/2016	COLONIAL FIRST STATE FIRSTCHOICE PERSONAL SUPER	Superannuation Contributions	-487.79
07923.8	19/01/2016	BT SUPER FOR LIFE	Superannuation Contributions	-188.50
07923.9	19/01/2016	REST SUPERANNUATION	Superannuation Contributions	-46.36
07933.1	19/01/2016	WALGS SUPERANNUATION PLAN	Employee Superannuation	-53.45
07907.10	05/01/2016	AMP SUPERANNUATION LTD.	Superannuation Contributions	-199.63
07907.11	05/01/2016	PRIME SUPER	Superannuation Contributions	-348.39
07907.12	05/01/2016	AXA RETIREMENT SECURITY PLAN	Superannuation Contributions	-187.43
07923.10	19/01/2016	AMP SUPERANNUATION LTD.	Superannuation Contributions	-203.79
07923.11	19/01/2016	PRIME SUPER	Superannuation Contributions	-508.22
07923.12	19/01/2016	AXA RETIREMENT SECURITY PLAN	Superannuation Contributions	-188.43
			Municipal	-348443.29
			Trust	-51637.45
			Total	-400080.74
			Recoverable	-5795.06
			Partially Recoverable	-3851.37

9.1.2 FINANCIAL REPORTS

FILE REFERENCE:	F1.4
REPORT DATE:	4 March 2016
APPLICANT/PROPONENT:	N/A
OFFICER DISCLOSURE OF INTEREST:	Nil
PREVIOUS MEETING REFERENCES:	Nil
AUTHOR:	Deputy Chief Executive Officer
ATTACHMENTS:	Financial Reports

PURPOSE OF REPORT:

That the following statements and reports for the month ended December 2015 and January 2016 be received:

BACKGROUND:

Under the Local Government (Financial Management) Regulations 1996 the Council is to prepare financial reports outlining the financial operations at the previous month end date.

Listed below is a compilation of the reports that will meet compliance, these are listed under Sections and the relevant regulations below.

Financial activity statement report

Section 6.4 of the Local Government Act regulation 34.1 of the FMR requires a Local Government to prepare each month a statement of financial activity reporting on the sources and application of funds, as set out in the annual budget containing the following detail:

- Annual budget estimates
- Budget estimates to the end of the month to which the statement relates (known as YTD Budget)
Actual amounts of expenditure, revenue and income to the end of the month to which the statement relates (known as YTD Actuals)
- Material variances between the comparatives of Budget v's Actuals
- The net current assets (NCA) at the end of the month to which the statement relates

Regulation 34.2 - Each statement of financial activity must be accompanied by documents containing:-

- An explanation of the composition of the net current assets of the month to which it relates, less committed assets and restricted assets containing the following detail:
- An explanation of each of the material variances
- Such other supporting information as is considered relevant by the local government

Regulation 34.3 - The information in a statement of financial activity may be shown:

- According to nature and type classification
- By program; or
- By business unit

Each financial year a Local government is to adopt a % value, calculation in accordance with AAS5, to be used in reporting material variances.

COMMENT:

Refer to attachment.

SHIRE OF WONGAN-BALLIDU
STATEMENT OF FINANCIAL ACTIVITY (N&T) FOR 31 DECEMBER 2015

	Approved Budget 2015- 2016	Current Budget 2015-2016	YTD BUDGET *	YTD Actual	Page	Variance Over or Under	10%
<u>INCOME</u>							
Rates	(2,679,539)	(2,679,539)	(2,679,453)	(2,464,227)		8.0%	✓
Grants Operating, Subsidies & Contributions	(1,751,517)	(1,751,517)	(850,500)	(848,856)		0.2%	✓
Non Operating Grants, Subsidies & Contributions	(993,167)	(993,167)	(350,000)	(340,700)		2.7%	✓
Fees & Charges & Service Charges	(1,054,700)	(1,054,700)	(915,000)	(931,317)		(1.8%)	✓
Other Revenue	(94,505)	(94,505)	(85,500)	(143,072)		(67.3%)	X
Interest	(75,234)	(75,234)	(60,251)	(65,227)		(8.3%)	✓
Profit on sale of Assets	-	-	-	(202)			
a: TOTAL INCOME	(6,648,662)	(6,648,662)	(4,940,704)	(4,793,603)			
<u>OPERATING EXPENSES</u>							
Employee Costs	2,245,037	2,245,037	1,100,152	1,088,669		(1.0%)	✓
Materials & Contracts	2,142,241	2,142,241	1,240,200	1,278,059		3.1%	✓
Utilities (Gas, Electricity) etc.	281,010	281,010	138,546	146,642		5.8%	✓
Interest #	36,935	36,935	16,550	16,929	11	2.3%	✓
Insurance	236,157	236,157	227,747	214,397		(5.9%)	✓
Other General	263,791	263,791	166,047	162,847		(1.9%)	✓
Loss on Asset Disposals	47,304	47,304	47,304	85,459		80.7%	X
Depreciation	2,351,410	2,351,410	1,164,684	945,223		(18.8%)	0
b: TOTAL OPERATING EXPENSES	7,603,885	7,603,885	4,101,230	3,938,225			
c: NET OPERATING (SURPLUS) / DEFICIT	955,223	955,223	(839,474)	(855,378)			
<u>CAPITAL EXPENSES</u>							
Land & Buildings	351,011	351,011	255,000	276,851		8.6%	✓
Furniture & Equipment	7,134	7,134	3,570	-		(100.0%)	0
Motor Vehicles	156,000	156,000	156,000	135,359		(13.2%)	0
Plant	689,000	689,000	689,000	646,850		(6.1%)	✓
Infrastructure Other	18,503	18,503	9,252	-		(100.0%)	0
Infrastructure Roads	2,235,242	2,235,242	1,117,614	530,752		(52.5%)	0
d: TOTAL CAPITAL	3,456,890	3,456,890	2,230,436	1,589,811			
e: TOTAL OPERATING & CAPITAL	4,412,113	4,412,113	1,390,962	734,433			b.
<u>ADJUST - NON CASH ITEMS</u>							
Depreciation	(2,351,410)	(2,351,410)	(1,164,684)	(945,223)			
Profit on sale of assets	-	-	-	202	6		
Loss on sale of assets	(47,304)	(47,304)	(47,304)	(85,459)	6		
Proceeds from Sale of Assets	(203,800)	(203,800)	(16,983)	(147,955)	6		
Transfer from reserves	(440,000)	(440,000)	-	-	10		
Transfer to reserves	1,844,000	1,844,000	650,000	650,000	10		
Interest paid to reserves #	22,281	22,281	18,228	18,228	10		
LSL Provision in reserves	-	-	-	-			
Loan proceeds	(400,000)	(400,000)	-	-			
Loan principal repayment	497,979	497,979	41,498	41,952	11		
SSL Principal Reimbursements	(62,778)	(62,778)	(5,232)	(24,611)	11		
Less (Surplus)/deficit B/Fwd	(3,078,623)	(3,078,623)	(3,078,623)	(3,102,634)	5		
ADJUSTED CLOSING (SURPLUS) / DEFICIT	192,458	192,458	(2,212,138)	(2,861,066)			

** This sheet illustrates the variance analysis. After completing the annual accounts, changes will be made to Synergy records to hold prorata (YTD Budget) so these columns on pages 1 and 3 will be the same.

Key
 Within budget tolerance of 10% ✓
 Over budget tolerance of 10% X
 Under budget tolerance of 10% 0

Shire of Wongan-Ballidu
Variance Report for December 2015

The Local Government (Financial Management) Regulations 1996 require that financial statements are presented on a monthly basis to council. Council has adopted 10% as its threshold for line items on the nature and type report shown on page 1. This report uses a traffic light system to flag those items that are within tolerance and others that fall out of the range. Variances are calculated using a comparison of year to date actual against year to date budget. It needs also to be noted that the early months of the financial year are a period when variance percentages are volatile and extremely sensitive to small movements in actual income and expense.

Code	Report Section	Comments
Operating Income		
✘	Other Revenue	Contributions and reimbursements have been higher than expected.
Operating Expenditure		
✘	Loss on Asset Disposals	Sale price was much lower than budgeted when changing over the two trucks. Please note however, that the net changeover for these trucks amounted to a \$9,300 over spend which was approved by Council.
ⓘ	Depreciation	As part of the audit, an adjustment was required to be made against the depreciable assets to align with their Remaining Useful Lives.
Capital		
ⓘ	Furniture and Equipment	Timing Variance – Project has not yet been started.
ⓘ	Motor Vehicles	Timing Variance – Hilux 4x2 has not yet been replaced.
ⓘ	Infrastructure Other	Timing Variance – Project has not yet been started.
ⓘ	Infrastructure Roads	Timing variance – Delayed start on the capital roads program due to finishing off the Wubin works.

SHIRE OF WONGAN-BALLIDU
STATEMENT OF FINANCIAL ACTIVITY (PRG) FOR 31 DECEMBER 2015

		APPROVED BUDGET	CURRENT BUDGET	YTD ACTUAL
INCOME				
General Purpose Funding	03	(3,732,581)	(3,732,581)	(3,000,492)
Governance	04	(24,300)	(24,300)	(47,936)
Law, Order & Public Safety	05	(30,470)	(30,470)	(14,836)
Health	07	(5,150)	(5,150)	(9,057)
Education & Welfare	08	(4,704)	(4,704)	(2,633)
Housing	09	(82,880)	(82,880)	(40,789)
Community Amenities	10	(174,285)	(174,285)	(224,214)
Recreation & Culture	11	(113,991)	(113,991)	(71,089)
Transport	12	(1,595,335)	(1,595,335)	(593,238)
Economic Services	13	(14,950)	(14,950)	(28,556)
Other Property & Services	14	(870,016)	(870,016)	(760,762)
a: TOTAL INCOME		(6,648,662)	(6,648,662)	(4,793,603)
OPERATING EXPENSES				
General Purpose Funding	03	113,322	113,322	71,039
Governance	04	315,918	315,918	173,213
Law, Order & Public Safety	05	129,025	129,025	94,763
Health	07	114,127	114,127	71,995
Education & Welfare	08	216,568	216,568	103,212
Housing	09	220,040	220,040	107,183
Community Amenities	10	443,264	443,264	261,000
Recreation & Culture	11	1,416,179	1,416,179	788,390
Transport	12	2,953,482	2,953,482	1,298,934
Economic Services	13	142,283	142,283	115,383
Other Property & Services #	14	1,539,677	1,539,677	853,113
b: TOTAL OPERATING EXPENSES		7,603,885	7,603,885	3,938,225
c: NET OPERATING (SURPLUS)/DEFICIT		955,223	955,223	(855,378)
CAPITAL EXPENSES				
General Purpose Funding	23	-	-	-
Governance	24	197,000	197,000	115,346
Law, Order & Public Safety	25	-	-	-
Health	27	-	-	-
Education & Welfare	28	-	-	-
Housing	29	-	-	-
Community Amenities	30	-	-	-
Recreation & Culture	31	233,145	233,145	276,851
Transport	32	2,957,745	2,957,745	1,177,602
Economic Services	33	25,000	25,000	20,013
Other Property & Services	34	44,000	44,000	-
d: TOTAL CAPITAL EXPENSES		3,456,890	3,456,890	1,589,811
e: TOTAL OPERATING & CAPITAL		4,412,113	4,412,113	734,433

SHIRE OF WONGAN-BALLIDU
ANALYSIS OF NET CURRENT ASSETS AS AT 31 DECEMBER 2015

NOTE 1A: INFORMATION ON OPENING SURPLUS / (DEFICIT). As in the annual report N22

	2014-2015	BUDGET	2015-2016
SURPLUS / (DEFICIT)	3,078,623	(192,458)	2,861,066
COMPRISES			
Cash (including reserves)	3,944,187	2,354,234	4,292,182
Current rates	104,123	57,673	424,581
Sundry debtors	674,083	207,304	200,862
Tax receivables	57,197	105,267	105,267
Other debtors	5,371	13,027	13,481
A: SSL debtors (are excluded see D: adj)	72,594	44,606	47,967
Inventories	39,666	77,599	77,599
Less:			
Reserves	(1,222,338)	(2,632,548)	(1,890,566)
Sundry creditors	(102,723)	13	13
Accrued interest	(15,483)	(15,483)	(15,483)
ESL Levy Owed	56,692	16,806	16,806
PAYG/GST Due To ATO	(98,337)	(94,468)	(77,318)
B: Other - DOT (are excluded see D: adj)	-	-	-
LSL Cash backed Reserve	50,552	75,191	75,191
Tax liabilities	(144)	22,546	22,546
Other	-	-	-
C: Loan liability (are excluded see D: adj)	(97,979)	(53,868)	(53,868)
Current employee benefits provisions	(414,224)	(379,620)	(384,095)
D: Adjustments (see above A to C)	25,385	9,262	5,901
Surplus / (Deficit) Variance	3,078,623	(192,458)	2,861,066

NOTE 1B: CLOSING FUNDS alternate format to Note 1 above

	2014-2015	BUDGET	YTD
Current assets			
Cash & cash equivalents	3,944,187	2,354,234	4,292,182
Sundry debtors	913,367	427,878	792,158
Inventories	39,666	77,599	77,599
Total current assets	4,897,220	2,859,711	5,161,939
Current liabilities			
Creditors and accounts payable	(109,442)	4,605	(53,437)
Current loan liability	(97,979)	(53,868)	(53,868)
Provisions	(414,224)	(379,620)	(384,095)
Total current liability	(621,644)	(428,883)	(491,400)
Net current assets	4,275,576	2,430,828	4,670,539
Less: restricted reserves	(1,222,338)	(2,632,548)	(1,890,566)
Less: SSL principal repayments	(72,594)	(44,606)	(47,967)
Add back: Current loan liability	97,979	53,868	53,868
Add back:			75,191
Surplus / (Deficit) Variance	3,078,623	(192,458)	2,861,066

SHIRE OF WONGAN-BALLIDU
RATE SETTING STATEMENT AS AT 31 DECEMBER 2015

	2015-2016 APPROVED BUDGET	2015-2016 CURRENT BUDGET	2015-2016 ACTUAL
<u>OPERATING INCOME</u>			
General Purpose Funding	(1,053,042)	(1,053,042)	(536,265)
Governance	(24,300)	(24,300)	(47,936)
Law, Order & Public Safety	(30,470)	(30,470)	(16,351)
Health	(5,150)	(5,150)	(9,057)
Education & Welfare	(4,704)	(4,704)	(2,633)
Housing	(82,880)	(82,880)	(40,789)
Community Amenities	(174,285)	(174,285)	(224,214)
Recreation & Culture	(113,991)	(113,991)	(71,089)
Transport	(1,595,335)	(1,595,335)	(593,238)
Economic Services	(14,950)	(14,950)	(28,556)
Other Property & Services	(870,016)	(870,016)	(760,762)
A	(3,969,123)	(3,969,123)	(2,330,890)
<u>OPERATING EXPENSES</u>			
General Purpose Funding	113,322	113,322	71,039
Governance	315,918	315,918	173,213
Law, Order & Public Safety	129,025	129,025	94,763
Health	114,127	114,127	71,995
Education & Welfare	216,568	216,568	103,212
Housing	220,040	220,040	107,183
Community Amenities	443,264	443,264	261,000
Recreation & Culture	1,416,179	1,416,179	788,390
Transport	2,953,482	2,953,482	1,298,934
Economic Services	142,283	142,283	115,383
Other Property & Services	1,539,677	1,539,677	853,113
B	7,603,885	7,603,885	3,938,225
C= A and B	3,634,762	3,634,762	1,607,335
<u>ADJUST FOR CASH BUDGET REQUIREMENTS</u>			
<u>Non-Cash Expenditure and Revenue</u>			
Depreciation on Assets	(2,351,410)	(2,351,410)	(945,223)
Profit/(Loss) on Asset Sales	(47,304)	(47,304)	(85,257)
<u>Capital Expenditure & Income</u>			
Purchase of land & buildings #	351,011	351,011	276,851
Purchase of furniture & equipment	7,134	7,134	-
Purchase of motor vehicles #	156,000	156,000	135,359
Purchase of plant & machinery #	689,000	689,000	646,850
Purchase of other infrastructure #	18,503	18,503	-
Purchase of roads infrastructure #	2,235,242	2,235,242	530,752
Proceeds from sale of assets	(203,800)	(203,800)	(147,955)
<u>Financing Activities</u>			
Repayment of Loan Principal*	497,979	497,979	41,952
Loan proceeds / refinancing CL to NCL adj	(400,000)	(400,000)	-
Self Supporting Loan Income	(62,778)	(62,778)	(24,611)
<u>Reserve Movements</u>			
Transfers to Reserves	1,844,000	1,844,000	650,000
Interest paid to Reserves	22,281	22,281	18,228
Transfer from Reserves	(440,000)	(440,000)	-
LSL Provision in reserves	-	-	-
Estimated Muni (Surplus)/Deficit July 1 B/Fwd.	(3,078,623)	(3,078,623)	(3,102,634)
Estimated Muni (Surplus)/Deficit June 30 C/Fwd.	-	-	(2,861,066)
AMOUNT REQUIRED TO BE RAISED FROM RATES	2,871,997	2,871,997	(398,353)
TOTAL RATES RAISED	2,679,539	2,679,539	2,464,227

**SHIRE OF WONGAN-BALLIDU
ANALYSIS OF DISPOSED ASSETS AS AT 31 DECEMBER 2015**

Asset No	Budget Net Book Value	Budget Sale Proceeds	Budget (Profit) / Loss	Actual Net Book Value	Actual Sale Proceeds	Actual (Profit) / Loss	
By Class							
Motor Vehicles							
2014 Holden Caprice	1438	36,422	(34,000)	2,422	35,843	(29,773)	6,070
2012 Ford Falcon G6E	1425	16,577	(7,000)	9,577	16,356	(7,727)	8,629
2013 Ford Falcon XR6	1435	14,292	(12,800)	1,492	16,715	(12,955)	3,760
Plant & Equipment							
2003 Volvo 6x4 Tip Truck	1382	72,496	(55,000)	17,496	68,500	(30,000)	38,500
2005 Scania 6x4 Tip truck	1402	62,249	(55,000)	7,249	58,500	(30,000)	28,500
2008 CAT 432E Backhoe	1383	40,330	(35,000)	5,330	37,298	(37,500)	(202)
2007 Hilux 4x2 Dual Cab Utility	1415	8,738	(5,000)	3,738	-	-	-
TOTAL		251,104	(203,800)	47,304	233,211	(147,955)	85,257
By Program							
Governance							
2014 Holden Caprice	1438	36,422	(34,000)	2,422	35,843	(29,773)	6,070
2012 Ford Falcon G6E	1425	16,577	(7,000)	9,577	16,356	(7,727)	8,629
Transport							
2003 Volvo 6x4 Tip Truck	1401	72,496	(55,000)	17,496	68,500	(30,000)	38,500
2005 Scania 6x4 Tip truck	1402	62,249	(55,000)	7,249	58,500	(30,000)	28,500
2008 CAT 432E Backhoe	1383	40,330	(35,000)	5,330	37,298	(37,500)	(202)
Other Property & Services							
2013 Ford Falcon XR6	1435	14,292	(12,800)	1,492	16,715	(12,955)	3,760
2007 Hilux 4x2 Dual Cab Utility	1415	8,738	(5,000)	3,738	-	-	-
TOTAL		251,104	(203,800)	47,304	233,211	(147,955)	85,257
Motor Vehicle and Plant & Equipment Change Over							
		Current Budget Purchase Price	Current Budget Sale	Current Change-Over Budget	Actual Purchase	Actual Sale	Change-Over
Motor Vehicles							
2015 Toyota Landcruiser	1456	50,000	(34,000)	16,000	68,092	(29,773)	38,319
2015 Nissan Pathfinder	1458	47,000	(7,000)	40,000	47,254	(7,727)	39,527
2015 Madza 3	1457	25,000	(12,800)	12,200	20,013	(12,955)	7,058
2015 Dual Cab Utility		34,000	(5,000)	29,000	-	-	-
Plant & Equipment							
Backhoe	1460	185,000	(35,000)	150,000	186,050	(37,500)	148,550
Construction Truck	1462	250,000	(55,000)	195,000	224,650	(30,000)	194,650
Construction Truck	1463	240,000	(55,000)	185,000	224,650	(30,000)	194,650
Secondhand Plant Purchases	1455 & 1459	14,000	-	14,000	11,500	-	11,500
TOTAL		845,000	(203,800)	641,200	782,209	(147,955)	634,254

SHIRE OF WONGAN-BALLIDU

BANK RECONCILIATIONS FOR 31 DECEMBER 2015

	Total	Municipal (01100+01102)	Trust (21100)	Reserve (01105)	Cash On Hand (01101)
Opening Balance	4,843,782.32	2,931,723.76	20,792.80	1,890,565.76	700.00
Add:	428,752.59	364,945.49	63,807.10		
Receipts					
Investments	1,021.62	1,021.62			
Less:	(961,837.74)	(895,917.69)	(65,920.05)		
Payments - EFT & Cheques					
Payments - Bank Fees and Rounding	(856.69)	(856.69)			
Balance as per General Ledger	4,310,862.10	2,400,916.49	18,679.85	1,890,565.76	700.00
Balance as per Bank Statements	508,489.80	488,180.69	19,424.48	884.63	
Balance as per Bank Deposit Certificates	1,889,681.13			1,889,681.13	
Balance as per Holder Certificates	1,915,160.48	1,914,460.48			700.00
Add:	2,743.38	3,488.01	(744.63)		
Outstanding Deposits					
Adjustments	6,607.01	6,607.01			
Less:	(11,819.70)	(11,819.70)			
Unpresented Payments					
Balance as per Cash Book	4,310,862.10	2,400,916.49	18,679.85	1,890,565.76	700.00
Figure should equal same as Creditor Payment List	\$ -	\$ -	\$ -	\$ -	\$ -

SHIRE OF WONGAN - BALLIDU
INVESTMENT REPORT FOR 31 DECEMBER 2015

MUNICIPAL INVESTMENTS

Invest No.	Name	Maturity	Particulars	From	To	Days	Interest Rate	Interest Rate	Investment Last Placed	Interest Realised	Closing Balance	BANK TO INVESTMENT
Muni Online Saver	218502863	Cash at Bank					2.85%	\$	1,303,159.04	\$ 3,100.86	\$ 1,306,259.90	YES
Muni Online Saver	294671722	Cash at Bank					2.85%	\$	119,210.00	\$ 351.68	\$ 119,561.68	YES
Term Deposit	974847859			9-Sep-15	9-Dec-15	91	2.70%	\$	800,000.00	\$ 5,622.41	\$ 805,622.41	YES
Term Deposit	974847867			9-Sep-15	9-Dec-15	91	2.70%	\$	946,000.00	\$ 6,648.50	\$ 952,648.50	YES
Total of matured municipal investments									3,168,369.04	3,199,815.94		
Current Municipal Investments											3,184,092.49	

Invest No.	Name	Maturity	Particulars	From	To	Days	Interest Rate	Opening Investment	Transfers in/out	YTD Interest	Closing Balance	Interest Realised	
Muni Online Saver	220494524	Cash at Bank						\$1,200,000.00	-\$	1,050,000.00	\$ 6,189.57	156,189.57	\$ 6,189.57
Term Deposit	9751-43247			14-Dec-15	14-Mar-16	3.00%	\$	952,648.50			952,648.50	\$ -	
Term Deposit	9751-43589			14-Dec-15	14-Mar-16	2.65%	\$	405,622.41			405,622.41	\$ -	
Term Deposit	9751-43597			14-Dec-15	14-Mar-16	2.65%	\$	400,000.00			400,000.00	\$ -	
Total of current municipal investments								\$2,958,270.91	-\$	1,050,000.00	\$ 6,189.57	\$ 1,914,460.48	\$ 6,189.57

RESERVE INVESTMENTS

Invest No.	Name	Maturity	Particulars	From	To	Days	Interest Rate	Interest Rate	Investment last Placed	Interest/Transfers Realised	Closing Balance	BANK TO INVESTMENT
9733-98684	Term Deposit			2-Feb-15	1-Aug-15	180	2.81%	\$	385,872.80	\$ 5,347.20	\$ 391,220.00	YES
9733-98684	Term Deposit			01-Aug-15	01-Nov-15	92	2.55%	\$	1,227,922.54	\$ 661,758.59	\$ 1,889,681.13	YES
Online Saver	218502847	Cash at bank					2.85%	\$	835,580.65	\$ 1,121.89	\$ 836,702.54	YES
Total of matured reserve investments								2,449,375.99	668,227.68		3,117,603.67	0.00
Current Reserve Investments												

Invest No.	Name	Maturity	Particulars	From	To	Days	Interest Rate	Opening Investmtr	Transfers in/out	YTD Interest	Closing Balance	Interest Realised	
6433-98684	Term Deposit			01-Nov-15	01-Feb-16	92	2.15%	\$1,889,681.13		\$	1,889,681.13	\$ -	
Reserve Saver	252763397	Cash at bank					2.85%	\$	884.63	\$	884.63	\$ -	
Total of reserve investments and cash								\$1,890,565.76	\$ -	\$ -	1,890,565.76	\$ -	
Total of matured municipal and reserve investment								\$	5,617,745.03	\$ 3,868,043.62	\$ 6,301,696.16	\$ -	
Total of current municipal and reserve investment and cash								\$4,848,836.67	-\$	1,050,000.00	\$ 6,189.57	\$ 3,805,026.24	\$ 6,189.57

SHIRE OF WONGAN - BALLIDU

ANALYSIS OF RESERVE ACCOUNTS AS AT 31 DECEMBER 2015

Reserve Description	GL Acct.	ADOPTED FULL YEAR'S BUDGET				CURRENT FULL YEAR'S BUDGET				ACTUAL YTD AT 31 DECEMBER 2015				
		Opening Balance	Transfer in / Interest	Transfer to Muni	Transfer from Muni	EOY Balance	Transfer in / Interest	Transfer to Muni	Transfer from Muni	EOY Balance	Transfer in / Interest	Transfer to Muni	Transfer from Muni	Actual Balance
Centenary Celebrations Reserve	01925	-	-	-	-	-	-	-	-	-	-	-	-	-
Community Resource Centre Reserve	01989	12,283	245	-	12,519	245	-	-	12,519	123	-	-	12,406	
Depot Improvement Reserve	01940	5,870	117	-	5,982	117	-	-	5,982	59	-	-	5,928	
Historical Publications Reserve	01965	6,425	128	-	6,548	128	-	-	6,548	64	-	-	6,489	
Housing Reserve	01955	95,101	58	(95,000)	82	58	(95,000)	-	82	953	-	-	96,054	
Land & Buildings Reserve	01930	-	-	-	-	-	-	-	-	-	-	-	-	
Loan Principal Reserve	01950	-	-	-	500,000	-	500,000	-	500,000	-	-	-	-	
LSL Reserve	01935	74,445	1,488	-	75,873	1,488	-	-	75,873	746	-	-	75,191	
Medical Facilities & R4R Special Projects Reserve	01975	-	-	-	400,000	-	400,000	-	400,000	-	-	-	-	
Patterson Street JV Housing Reserve	01988	22,578	451	-	28,019	451	-	-	28,019	226	-	-	22,804	
Plant Reserve	01945	586,188	11,712	(300,000)	571,313	11,712	(300,000)	274,000	571,313	5,874	-	-	582,062	
Quinlan Street JV Housing Reserve	01987	29,775	595	-	35,354	595	-	5,000	35,354	298	-	-	30,073	
Stickland JV Housing Reserve	01986	24,813	496	-	30,297	496	-	5,000	30,297	249	-	-	25,062	
Swimming Pool Reserve	01970	142,205	2,844	(45,000)	100,041	2,844	(45,000)	-	100,041	1,425	-	-	143,630	
Waste Management Reserve	01920	17,395	347	-	22,720	347	-	5,000	22,720	174	-	-	17,569	
WH Industrial/LIA Park Reserve	01985	-	-	-	-	-	-	-	-	-	-	-	-	
Sporting Co-Location Reserve	01990	205,260	3,800	-	843,800	3,800	-	650,000	843,800	8,037	-	650,000	863,297	
TOTALS		1,222,338	22,281	(440,000)	2,632,548	22,281	(440,000)	1,844,000	2,632,548	18,228	-	650,000	1,890,565.76	

**SHIRE OF WONGAN - BALLIDU
REPORT ON BORROWINGS AS AT 31 DECEMBER 2015**


Existing Loans * Denotes (SSL) Self Supporting Loan

Loan No.	Particulars	Recipient	Maturity Date	Amount Borrowed	Loan Paid in Dec 15	Accrued Int. Due as at 31 DECEMBER	YTD Interest Paid	Loan Balance @ July 2015	Refinancing	Principal Repayments YTD	Loan Balance @ 31 Dec 15
142	Housing Construction	WB Community Association*	Mar-2020	400,000		2,972.96	(5,275)	171,835		(15,436)	156,400
143	Land Purchase	Shire of Wongan-Ballidu	Jun-2016	270,000		9.26	(973)	35,201		(17,341)	17,859
145C	Land Development	Shire of Wongan-Ballidu	Jul-2017	500,000		7,402.19	(8,550)	500,000			500,000
147	Aged Persons	Ninan House*	Jul-2022	100,000		1,748.97	(2,158)	62,469		(3,248)	59,221
149	Resurface Bowling Greens	Wongan Hills Bowling Club*	Dec-2019	115,000		128.35	(1,810)	60,443		(5,927)	54,516
150	Sports Pavilion	Wongan Hills Sports Council*	May-2016	50,000		317.82	-	13,161			13,161
TOTAL EXISTING LOANS				1,435,000	-	12,580	(18,768)	843,109	-	(41,952)	801,157

Shire Loan Summary	770,000	-	7,411	(9,523)	535,201	-	(17,341)	517,859
Self Supporting Loan Summary	665,000	-	5,168	(9,244)	307,908	-	(24,611)	283,298
	1,435,000	-	12,580	(18,768)	843,109	-	(41,952)	801,157

SSL	Shire	Total
(34,886)	(17,876)	(52,762)
(248,395)	(500,000)	(748,395)
(283,281)	(517,876)	(801,157)

Current loan liability
Non current liability
Total Loan Liability




SHIRE OF WONGAN-BALLIDU
STATEMENT OF FINANCIAL ACTIVITY (N&T) FOR 31 JANUARY 2016

	Approved Budget 2015- 2016	Current Budget 2015-2016	YTD BUDGET *	YTD Actual	Page	Variance Over or Under	10%
INCOME							
Rates	(2,679,539)	(2,679,539)	(2,676,164)	(2,453,615)		8.3%	✓
Grants Operating, Subsidies & Contributions	(1,751,517)	(1,751,517)	(900,554)	(894,134)		0.7%	✓
Non Operating Grants, Subsidies & Contributions	(993,167)	(993,167)	(350,000)	(340,700)		2.7%	✓
Fees & Charges & Service Charges	(1,054,700)	(1,054,700)	(992,841)	(952,466)		4.1%	✓
Other Revenue	(94,505)	(94,505)	(94,505)	(151,925)		(60.8%)	X
Interest	(75,234)	(75,234)	(74,512)	(67,529)		9.4%	✓
Profit on sale of Assets	-	-	-	(202)			
a: TOTAL INCOME	(6,648,662)	(6,648,662)	(5,088,576)	(4,860,572)			
OPERATING EXPENSES							
Employee Costs	2,245,037	2,245,037	1,343,445	1,249,867		(7.0%)	✓
Materials & Contracts	2,142,241	2,142,241	1,493,977	1,367,824		(8.4%)	✓
Utilities (Gas, Electricity) etc.	281,010	281,010	197,541	194,161		(1.7%)	✓
Interest #	36,935	36,935	29,560	30,555	11	3.4%	✓
Insurance	236,157	236,157	236,523	214,397		(9.4%)	✓
Other General	263,791	263,791	184,187	172,421		(6.4%)	✓
Loss on Asset Disposals	47,304	47,304	47,304	121,590		157.0%	X
Depreciation	2,351,410	2,351,410	1,360,442	1,332,860		(2.0%)	✓
b: TOTAL OPERATING EXPENSES	7,603,885	7,603,885	4,892,979	4,683,676			
c: NET OPERATING (SURPLUS) / DEFICIT	955,223	955,223	(195,597)	(176,896)			
CAPITAL EXPENSES							
Land & Buildings	351,011	351,011	285,000	276,392		(3.0%)	✓
Furniture & Equipment	7,134	7,134	4,165	-		(100.0%)	0
Motor Vehicles	156,000	156,000	156,000	135,359		(13.2%)	0
Plant	689,000	689,000	689,000	646,850		(6.1%)	✓
Infrastructure Other	18,503	18,503	10,794	-		(100.0%)	0
Infrastructure Roads	2,235,242	2,235,242	1,303,883	598,148		(54.1%)	0
d: TOTAL CAPITAL	3,456,890	3,456,890	2,448,842	1,656,749			
e: TOTAL OPERATING & CAPITAL	4,412,113	4,412,113	2,253,245	1,479,852			b.
ADJUST - NON CASH ITEMS							
Depreciation	(2,351,410)	(2,351,410)	(1,360,442)	(1,332,860)			
Profit on sale of assets	-	-	-	202	6		
Loss on sale of assets	(47,304)	(47,304)	(47,304)	(121,590)	6		
Proceeds from Sale of Assets	(203,800)	(203,800)	(16,983)	(147,955)	6		
Transfer from reserves	(440,000)	(440,000)	-	-	10		
Transfer to reserves	1,844,000	1,844,000	650,000	650,000	10		
Interest paid to reserves #	22,281	22,281	18,228	18,228	10		
LSL Provision in reserves	-	-	-	-			
Loan proceeds	(400,000)	(400,000)	-	-			
Loan principal repayment	497,979	497,979	41,498	45,313	11		
SSL Principal Reimbursements	(62,778)	(62,778)	(5,232)	(27,971)	11		
Less (Surplus)/deficit B/Fwd	(3,078,623)	(3,078,623)	(3,078,623)	(3,102,634)	5		
ADJUSTED CLOSING (SURPLUS) / DEFICIT	192,458	192,458	(1,545,613)	(2,539,415)			

** This sheet illustrates the variance analysis. After completing the annual accounts, changes will be made to Synergy records to hold prorata (YTD Budget) so these columns on pages 1 and 3 will be the same.

Key

Within budget tolerance of 10%
Over budget tolerance of 10%
Under budget tolerance of 10%



Shire of Wongan-Ballidu
Variance Report for January 2016

The Local Government (Financial Management) Regulations 1996 require that financial statements are presented on a monthly basis to council. Council has adopted 10% as its threshold for line items on the nature and type report shown on page 1. This report uses a traffic light system to flag those items that are within tolerance and others that fall out of the range. Variances are calculated using a comparison of year to date actual against year to date budget. It needs also to be noted that the early months of the financial year are a period when variance percentages are volatile and extremely sensitive to small movements in actual income and expense.

Code	Report Section	Comments
Operating Income		
✘	Other Revenue	Contributions and reimbursements have been higher than expected.
Operating Expenditure		
✘	Loss on Asset Disposals	Sale price was much lower than budgeted when changing over the two trucks. Please note however, that the net changeover for these trucks amounted to a \$9,300 over spend which was approved by Council.
Capital		
ⓘ	Furniture and Equipment	Timing Variance – Project has not yet been started.
ⓘ	Motor Vehicles	Timing Variance – Hilux 4x2 has not yet been replaced.
ⓘ	Infrastructure Other	Timing Variance – Project has not yet been started.
ⓘ	Infrastructure Roads	Timing variance – Delayed start on the capital roads program due to finishing off the Wubin works.

SHIRE OF WONGAN-BALLIDU
STATEMENT OF FINANCIAL ACTIVITY (PRG) FOR 31 JANUARY 2016

		APPROVED BUDGET	CURRENT BUDGET	YTD ACTUAL
INCOME				
General Purpose Funding	03	(3,732,581)	(3,732,581)	(2,992,262)
Governance	04	(24,300)	(24,300)	(48,299)
Law, Order & Public Safety	05	(30,470)	(30,470)	(22,567)
Health	07	(5,150)	(5,150)	(9,057)
Education & Welfare	08	(4,704)	(4,704)	(4,679)
Housing	09	(82,880)	(82,880)	(45,029)
Community Amenities	10	(174,285)	(174,285)	(236,529)
Recreation & Culture	11	(113,991)	(113,991)	(74,075)
Transport	12	(1,595,335)	(1,595,335)	(595,581)
Economic Services	13	(14,950)	(14,950)	(27,540)
Other Property & Services	14	(870,016)	(870,016)	(804,953)
a: TOTAL INCOME		(6,648,662)	(6,648,662)	(4,860,572)
OPERATING EXPENSES				
General Purpose Funding	03	113,322	113,322	69,326
Governance	04	315,918	315,918	183,107
Law, Order & Public Safety	05	129,025	129,025	124,783
Health	07	114,127	114,127	86,260
Education & Welfare	08	216,568	216,568	121,698
Housing	09	220,040	220,040	122,350
Community Amenities	10	443,264	443,264	298,943
Recreation & Culture	11	1,416,179	1,416,179	943,446
Transport	12	2,953,482	2,953,482	1,595,073
Economic Services	13	142,283	142,283	145,517
Other Property & Services #	14	1,539,677	1,539,677	993,175
b: TOTAL OPERATING EXPENSES		7,603,885	7,603,885	4,683,676
c: NET OPERATING (SURPLUS)/DEFICIT		955,223	955,223	(176,896)
CAPITAL EXPENSES				
General Purpose Funding	23	-	-	-
Governance	24	197,000	197,000	115,346
Law, Order & Public Safety	25	-	-	-
Health	27	-	-	-
Education & Welfare	28	-	-	-
Housing	29	-	-	-
Community Amenities	30	-	-	-
Recreation & Culture	31	233,145	233,145	276,392
Transport	32	2,957,745	2,957,745	1,244,998
Economic Services	33	25,000	25,000	20,013
Other Property & Services	34	44,000	44,000	-
d: TOTAL CAPITAL EXPENSES		3,456,890	3,456,890	1,656,749
e: TOTAL OPERATING & CAPITAL		4,412,113	4,412,113	1,479,852

SHIRE OF WONGAN-BALLIDU
ANALYSIS OF NET CURRENT ASSETS AS AT 31 JANUARY 2016

NOTE 1A: INFORMATION ON OPENING SURPLUS / (DEFICIT). As in the annual report N22

	2014-2015	BUDGET	2015-2016
SURPLUS / (DEFICIT)	3,078,623	(192,458)	2,539,415
COMPRISES			
Cash (including reserves)	3,944,187	2,436,940	4,126,006
Current rates	104,123	38,021	394,902
Sundry debtors	674,083	144,451	150,780
Tax receivables	57,197	87,701	57,639
Other debtors	5,371	11,692	12,359
A: SSL debtors (are excluded see D: adj)	72,594	44,606	44,606
Inventories	39,666	87,007	87,007
Less:			
Reserves	(1,222,338)	(2,632,548)	(1,890,566)
Sundry creditors	(102,723)	13	(51,735)
Accrued interest	(15,483)	(15,483)	(15,483)
ESL Levy Owed	56,692	16,806	15,870
PAYG/GST Due To ATO	(98,337)	(94,633)	(75,900)
B: Other - DOT (are excluded see D: adj)	-	-	-
LSL Cash backed Reserve	50,552	75,191	75,191
Tax liabilities	(144)	33,891	33,891
Other	-	-	-
C: Loan liability (are excluded see D: adj)	(97,979)	(50,508)	(50,508)
Current employee benefits provisions	(414,224)	(381,506)	(380,546)
D: Adjustments (see above A to C)	25,385	5,901	5,901
Surplus / (Deficit) Variance	3,078,623	(192,458)	2,539,415

NOTE 1B: CLOSING FUNDS alternate format to Note 1 above

	2014-2015	BUDGET	YTD
Current assets			
Cash & cash equivalents	3,944,187	2,436,940	4,126,006
Sundry debtors	913,367	326,471	660,286
Inventories	39,666	87,007	87,007
Total current assets	4,897,220	2,850,418	4,873,299
Current liabilities			
Creditors and accounts payable	(109,442)	15,785	(93,357)
Current loan liability	(97,979)	(50,508)	(50,508)
Provisions	(414,224)	(381,506)	(380,546)
Total current liability	(621,644)	(416,229)	(524,410)
Net current assets	4,275,576	2,434,189	4,348,889
Less: restricted reserves	(1,222,338)	(2,632,548)	(1,890,566)
Less: SSL principal repayments	(72,594)	(44,606)	(44,606)
Add back: Current loan liability	97,979	50,508	50,508
Add back: LSL Cash backed Reserve	-	-	75,191
Surplus / (Deficit) Variance	3,078,623	(192,458)	2,539,415

SHIRE OF WONGAN-BALLIDU
RATE SETTING STATEMENT AS AT 31 JANUARY 2016

	2015-2016 APPROVED BUDGET	2015-2016 CURRENT BUDGET	2015-2016 ACTUAL
<u>OPERATING INCOME</u>			
General Purpose Funding	(1,053,042)	(1,053,042)	(540,161)
Governance	(24,300)	(24,300)	(48,299)
Law, Order & Public Safety	(30,470)	(30,470)	(22,567)
Health	(5,150)	(5,150)	(9,057)
Education & Welfare	(4,704)	(4,704)	(4,679)
Housing	(82,880)	(82,880)	(45,029)
Community Amenities	(174,285)	(174,285)	(236,529)
Recreation & Culture	(113,991)	(113,991)	(74,075)
Transport	(1,595,335)	(1,595,335)	(595,581)
Economic Services	(14,950)	(14,950)	(27,540)
Other Property & Services	(870,016)	(870,016)	(804,953)
A	(3,969,123)	(3,969,123)	(2,408,471)
<u>OPERATING EXPENSES</u>			
General Purpose Funding	113,322	113,322	69,326
Governance	315,918	315,918	183,107
Law, Order & Public Safety	129,025	129,025	124,783
Health	114,127	114,127	86,260
Education & Welfare	216,568	216,568	121,698
Housing	220,040	220,040	122,350
Community Amenities	443,264	443,264	298,943
Recreation & Culture	1,416,179	1,416,179	943,446
Transport	2,953,482	2,953,482	1,595,073
Economic Services	142,283	142,283	145,517
Other Property & Services	1,539,677	1,539,677	993,175
B	7,603,885	7,603,885	4,683,676
C= A and B	3,634,762	3,634,762	2,275,205
<u>ADJUST FOR CASH BUDGET REQUIREMENTS</u>			
<u>Non-Cash Expenditure and Revenue</u>			
Depreciation on Assets	(2,351,410)	(2,351,410)	(1,332,860)
Profit/(Loss) on Asset Sales	(47,304)	(47,304)	(121,388)
<u>Capital Expenditure & Income</u>			
Purchase of land & buildings #	351,011	351,011	276,392
Purchase of furniture & equipment	7,134	7,134	-
Purchase of motor vehicles #	156,000	156,000	135,359
Purchase of plant & machinery #	689,000	689,000	646,850
Purchase of other infrastructure #	18,503	18,503	-
Purchase of roads infrastructure #	2,235,242	2,235,242	598,148
Proceeds from sale of assets	(203,800)	(203,800)	(147,955)
<u>Financing Activities</u>			
Repayment of Loan Principal*	497,979	497,979	45,313
Loan proceeds / refinancing CL to NCL adj	(400,000)	(400,000)	-
Self Supporting Loan Income	(62,778)	(62,778)	(27,971)
<u>Reserve Movements</u>			
Transfers to Reserves	1,844,000	1,844,000	650,000
Interest paid to Reserves	22,281	22,281	18,228
Transfer from Reserves	(440,000)	(440,000)	-
LSL Provsion in reserves	-	-	-
Estimated Muni (Surplus)/Deficit July 1 B/Fwd.	(3,078,623)	(3,078,623)	(3,102,634)
Estimated Muni (Surplus)/Deficit June 30 C/Fwd.	-	-	(2,539,415)
AMOUNT REQUIRED TO BE RAISED FROM RATES	2,871,997	2,871,997	(87,314)
TOTAL RATES RAISED	2,679,539	2,679,539	2,453,615

SHIRE OF WONGAN-BALLIDU
ANALYSIS OF DISPOSED ASSETS AS AT 31 JANUARY 2016

Asset No	Budget Net Book Value	Budget Sale Proceeds	Budget (Profit) / Loss	Actual Net Book Value	Actual Sale Proceeds	Actual (Profit) / Loss	
By Class							
Motor Vehicles							
2014 Holden Caprice	1438	36,422	(34,000)	2,422	35,843	(29,773)	6,070
2012 Ford Falcon G6E	1425	16,577	(7,000)	9,577	16,356	(7,727)	8,629
2013 Ford Falcon XR6	1435	14,292	(12,800)	1,492	16,715	(12,955)	3,760
Plant & Equipment							
2003 Volvo 6x4 Tip Truck	1382	72,496	(55,000)	17,496	103,131	(30,000)	73,131
2005 Scania 6x4 Tip truck	1402	62,249	(55,000)	7,249	60,000	(30,000)	30,000
2008 CAT 432E Backhoe	1383	40,330	(35,000)	5,330	37,298	(37,500)	(202)
2007 Hilux 4x2 Dual Cab Utility	1415	8,738	(5,000)	3,738			-
TOTAL		251,104	(203,800)	47,304	269,343	(147,955)	121,388
By Program							
Governance							
2014 Holden Caprice	1438	36,422	(34,000)	2,422	35,843	(29,773)	6,070
2012 Ford Falcon G6E	1425	16,577	(7,000)	9,577	16,356	(7,727)	8,629
Transport							
2003 Volvo 6x4 Tip Truck	1401	72,496	(55,000)	17,496	103,131	(30,000)	73,131
2005 Scania 6x4 Tip truck	1402	62,249	(55,000)	7,249	60,000	(30,000)	30,000
2008 CAT 432E Backhoe	1383	40,330	(35,000)	5,330	37,298	(37,500)	(202)
Other Property & Services							
2013 Ford Falcon XR6	1435	14,292	(12,800)	1,492	16,715	(12,955)	3,760
2007 Hilux 4x2 Dual Cab Utility	1415	8,738	(5,000)	3,738			-
TOTAL		251,104	(203,800)	47,304	269,343	(147,955)	121,388
Motor Vehicle and Plant & Equipment Change Over							
		Current Budget Purchase Price	Current Budget Sale	Current Change-Over Budget	Actual Purchase	Actual Sale	Change-Over
Motor Vehicles							
2015 Toyota Landcruiser	1456	50,000	(34,000)	16,000	68,092	(29,773)	38,319
2015 Nissan Pathfinder	1458	47,000	(7,000)	40,000	47,254	(7,727)	39,527
2015 Mazda 3	1457	25,000	(12,800)	12,200	20,013	(12,955)	7,058
2015 Dual Cab Utility		34,000	(5,000)	29,000			-
Plant & Equipment							
Backhoe	1460	185,000	(35,000)	150,000	186,050	(37,500)	148,550
Construction Truck	1462	250,000	(55,000)	195,000	224,650	(30,000)	194,650
Construction Truck	1463	240,000	(55,000)	185,000	224,650	(30,000)	194,650
Secondhand Plant Purchases	1455 & 1459	14,000	-	14,000	11,500	-	11,500
Mulcher	1454				83,130		83,130
TOTAL		845,000	(203,800)	641,200	865,339	(147,955)	634,254

SHIRE OF WONGAN-BALLIDU
BANK RECONCILIATIONS FOR 31 JANUARY 2016

	Total	Municipal (01100+01102)	Trust (21100)	Reserve (01105)	Cash On Hand (01104)
Opening Balance	4,310,862.10	2,400,916.49	18,679.85	1,890,565.76	700.00
Add:					
Receipts	237,865.28	183,435.68	54,429.60		
Investments	160.90				
Less:					
Payments - EFT & Cheques	(400,080.74)	(348,443.29)	(51,637.45)		
Payments - Bank Fees and Rounding	(1,377.86)	(1,377.86)			
Balance as per General Ledger	4,147,429.68	2,234,691.92	21,472.00	1,890,565.76	700.00
Balance as per Bank Statements	342,378.38	321,714.05	20,664.33		
Balance as per Bank Deposit Certificates	157,235.10	156,350.47		884.63	
Balance as per Holder Certificates	3,648,652.04	1,758,270.91		1,889,681.13	700.00
Add:					
Outstanding Deposits	771.22	(36.45)	807.67		
Adjustments	6,607.01	6,607.01			
Less:					
Unpresented Payments	(8,214.07)	(8,214.07)			
Balance as per Cash Book	4,147,429.68	2,234,691.92	21,472.00	1,890,565.76	700.00
Figure should equal same as Creditor Payment List	\$ 0.00	\$ -	\$ -	\$ -	\$ -

SHIRE OF WONGAN - BALLIDU
INVESTMENT REPORT FOR 31 JANUARY 2016

MUNICIPAL INVESTMENTS

Invest No.	Name	Maturity	Particulars	From	To	Days	Interest Rate	Opening Investment	Transfers in/out	YTD Interest	Closing Balance	Interest Realised	BANK TO INVESTMENT
Muni Online Saver	218502863	Cash at Bank					2.85%	\$ 1,303,159.04	\$	\$ 3,100.86	\$ 1,306,259.90	\$	YES
Muni Online Saver	294671722	Cash at Bank					2.85%	\$ 119,210.00	\$	\$ 351.68	\$ 119,561.68	\$	YES
Term Deposit	974847859			9-Sep-15	9-Dec-15	91	2.70%	\$ 800,000.00	\$	\$ 5,622.41	\$ 805,622.41	\$	YES
Term Deposit	974847867			9-Sep-15	9-Dec-15	91	2.70%	\$ 945,000.00	\$	\$ 6,648.50	\$ 952,648.50	\$	YES
Total of matured municipal investments								3,168,369.04		3,199,815.94	3,184,092.49		
Current Municipal Investments													

RESERVE INVESTMENTS

Invest No.	Name	Maturity	Particulars	From	To	Days	Interest Rate	Opening Investment	Transfers in/out	YTD Interest	Closing Balance	Interest Realised
Muni Online Saver	220494524	Cash at Bank						\$1,200,000.00	-\$ 1,050,000.00	\$ 6,350.47	\$ 156,350.47	\$ 6,350.47
Term Deposit	9751-43247			14-Dec-15	14-Mar-16	3.00%	\$ 952,648.50				\$ 952,648.50	\$
Term Deposit	9751-43589			14-Dec-15	14-Mar-16	2.65%	\$ 405,622.41				\$ 405,622.41	\$
Term Deposit	9751-43597			14-Dec-15	14-Mar-16	2.65%	\$ 400,000.00				\$ 400,000.00	\$
Total of current municipal investments								\$2,958,270.91	-\$ 1,050,000.00	\$ 6,350.47	\$ 1,914,621.38	\$ 6,350.47

RESERVE INVESTMENTS

Invest No.	Name	Maturity	Particulars	From	To	Days	Interest Rate	Opening Investment	Transfers in/out	YTD Interest	Closing Balance	Interest Realised
9733-98684	Term Deposit			2-Feb-15	1-Aug-15	180	2.81%	\$ 385,872.80	\$	\$ 5,347.20	\$ 391,220.00	YES
9733-98684	Term Deposit			01-Aug-15	01-Nov-15	92	2.55%	\$ 1,227,922.54	\$	\$ 661,758.59	\$ 1,889,681.13	YES
Online Saver	218502847	Cash at bank					2.85%	\$ 835,580.65	\$	\$ 1,121.89	\$ 836,702.54	YES
Total of matured reserve investments								2,449,375.99		668,227.68	3,117,603.67	0.00
Current Reserve Investments												

RESERVE INVESTMENTS

Invest No.	Name	Maturity	Particulars	From	To	Days	Interest Rate	Opening Investment	Transfers in/out	YTD Interest	Closing Balance	Interest Realised
6433-98684	Term Deposit			01-Nov-15	01-Feb-16	92	2.15%	\$1,889,681.13	\$	\$	\$ 1,889,681.13	\$
Reserve Saver	252763397	Cash at bank					2.85%	\$ 884.63	\$	\$	\$ 884.63	\$
Total of reserve investments and cash								\$1,890,565.76	\$	\$	\$ 1,890,565.76	\$
Total of matured municipal and reserve investment								\$	\$ 5,617,745.03	\$ 3,868,043.62	\$ 6,301,696.16	\$
Total of current municipal and reserve investment and cash								\$4,848,836.67	-\$ 1,050,000.00	\$ 6,350.47	\$ 3,805,187.14	\$ 6,350.47

SHIRE OF WONGAN - BALLIDU

ANALYSIS OF RESERVE ACCOUNTS AS AT 31 JANUARY 2016

Reserve Description	GL Acct.	ADOPTED FULL YEAR'S BUDGET				CURRENT FULL YEAR'S BUDGET				ACTUAL YTD AT 31 JANUARY 2016				
		Opening Balance	Transfer in / Interest	Transfer to Muni	Transfer from Muni	EOY Balance	Transfer in / Interest	Transfer to Muni	Transfer from Muni	EOY Balance	Transfer in / Interest	Transfer to Muni	Transfer from Muni	Actual Balance
Centenary Celebrations Reserve	01925	-	-	-	-	-	-	-	-	-	-	-	-	-
Community Resource Centre Reserve	01989	12,283	245	-	-	12,519	245	-	-	12,519	123	-	-	12,406
Depot Improvement Reserve	01940	5,870	117	-	-	5,982	117	-	-	5,982	59	-	-	5,928
Historical Publications Reserve	01965	6,425	128	-	-	6,548	128	-	-	6,548	64	-	-	6,489
Housing Reserve	01955	95,101	58	(95,000)	-	82	58	(95,000)	-	82	953	-	-	96,054
Land & Buildings Reserve	01930	-	-	-	-	-	-	-	-	-	-	-	-	-
Loan Principal Reserve	01950	-	-	-	500,000	500,000	-	-	-	500,000	-	-	-	-
LSL Reserve	01935	74,445	1,488	-	-	75,873	1,488	-	-	75,873	746	-	-	75,191
Medical Facilities & R+R Special Projects Reserve	01975	-	-	-	400,000	400,000	-	-	-	400,000	-	-	-	-
Patterson Street JV Housing Reserve	01988	22,578	451	-	5,000	28,019	451	-	5,000	28,019	226	-	-	22,804
Plant Reserve	01945	586,188	11,712	(300,000)	274,000	571,313	11,712	(300,000)	274,000	571,313	5,874	-	-	592,062
Quinlan Street JV Housing Reserve	01987	29,775	595	-	5,000	35,354	595	-	5,000	35,354	298	-	-	30,073
Stickland JV Housing Reserve	01986	24,813	496	-	5,000	30,297	496	-	5,000	30,297	249	-	-	25,062
Swimming Pool Reserve	01970	142,205	2,844	(45,000)	5,000	100,041	2,844	(45,000)	5,000	100,041	1,425	-	-	143,630
Waste Management Reserve	01920	17,395	347	-	5,000	22,720	347	-	5,000	22,720	174	-	-	17,569
WH Industrial/LIA Park Reserve	01985	-	-	-	-	-	-	-	-	-	-	-	-	-
Sporting Co-Location Reserve	01990	205,260	3,800	(440,000)	650,000	843,800	3,800	-	650,000	843,800	8,037	-	650,000	863,297
TOTALS		1,222,338	22,281	(440,000)	1,844,000	2,632,548	22,281	(440,000)	1,844,000	2,632,548	18,228	-	650,000	1,890,565.76

**SHIRE OF WONGAN - BALLIDU
REPORT ON BORROWINGS AS AT 31 JANUARY 2016**

Existing Loans

* Denotes (SSL) Self Supporting Loan

Loan No.	Particulars	Recipient	Maturity Date	Amount Borrowed	Loan Paid in Jan 16	Accrued Int. Due as at 31 JANUARY	YTD Interest Paid	Loan Balance @ July 2015	Refinancing	Principal Repayments YTD	Loan Balance @ 31 Jan 16
142	Housing Construction	WB Community Association*	Mar-2020	400,000		3,788.56	(5,275)	171,835		(15,436)	156,400
143	Land Purchase	Shire of Wongan-Ballidu	Jun-2016	270,000		104.90	(973)	35,201		(17,341)	17,859
145C	Land Development	Shire of Wongan-Ballidu	Jul-2017	500,000		234.25	(17,100)	500,000			500,000
147	Aged Persons	Ninan House*	Jul-2022	100,000		31.73	(4,204)	62,469		(6,609)	55,860
149	Resurface Bowling Greens	Wongan Hills Bowling Club*	Dec-2019	115,000		412.56	(1,810)	60,443		(5,927)	54,516
150	Sports Pavilion	Wongan Hills Sports Council*	May-2016	50,000		361.41		13,161			13,161
TOTAL EXISTING LOANS				1,435,000	-	4,933	(29,364)	843,109	-	(45,313)	797,797

Shire Loan Summary

Self Supporting Loan Summary


770,000	-	339	(18,073)	535,201	-	(17,341)	517,859
665,000	-	4,594	(11,290)	307,908	-	(27,971)	279,937
1,435,000	-	4,933	(29,364)	843,109	-	(45,313)	797,797

SSL	Shire	Total
(31,526)	(17,876)	(49,401)
(248,395)	(500,000)	(748,395)
(279,921)	(517,876)	(797,797)

Current loan liability

Non current liability

Total Loan Liability



9.1.3 DELEGATED AUTHORITY

FILE REFERENCE:	A2.22 Local Government Act & Regulations
REPORT DATE:	1 February 2015
APPLICANT/PROPONENT:	N/A
OFFICER DISCLOSURE OF INTEREST:	Nil
PREVIOUS MEETING REFERENCES:	Nil
AUTHOR:	Stuart Taylor – Chief Executive Officer
ATTACHMENTS:	Updated Delegations & Local Government Operational Guidelines – Delegations

PURPOSE OF REPORT:

To review and adopt the annual list of delegations and the Code of Conduct.

BACKGROUND:

Under the Local Government Act 1995 Council is able to delegate some of its functions to its committees or the Chief Executive Officer. The Chief Executive Officer may also delegate to other employees. These delegations are required to be reviewed once each financial year.

COMMENT:

The Chief Executive Officer has reviewed the delegations in accordance with the Local Government Operational Guidelines – Delegations, and after thorough investigation several delegations have been deleted as they were either prohibited from being delegated or they can be 'acted through', others have been added in accordance with Councils Policy's.

The delegations which have been altered, added and deleted are listed below.

FINANCE & ADMINISTRATION

DELEGATED AUTHORITY 01

DELEGATION: PAYMENTS FROM MUNICIPAL AND TRUST FUNDS
Section/Act: Local Government Act 1995, Section 6.7, 6.9 and 6.10
Delegation: Authorise and make payments from the Municipal and Trust Funds manually and electronically, including transferring funds to and from the Reserve accounts as allowed for in the budget as per the following.

A listing of all payments made is to be presented to the next ordinary meeting of Council.

DELEGATED AUTHORITY 02

DELEGATION: DONATIONS
Section/Act: Local Government Act 1995, Section 5.42
Delegation: That Council delegate authority to the Chief Executive Officer to grant requests for donations from Local Community Groups/Organizations, towards community based activities, up to an amount of \$500 per donation subject to the relevant budget allocation.

DELEGATED AUTHORITY 03

DELEGATION: WRITING OFF DEBTS
SECTION/ACT: Local Government Act 1995, Section 6.12(c)
DELEGATION: 1. To write off debts wherein the individual debt is not more than \$500. In exercising this authority, the Chief Executive Officer is to take into consideration Council Policy and the prospects of recovering the debt.

2. Council delegates to the Chief Executive Office authority and power to write off any amount of money less than \$500, owed to the Shire of Wongan-Ballidu that in his opinion are a bad debt.
3. To write off amounts raised in error on all debtor and rate accounts.

DELEGATED AUTHORITY 04

DELEGATION: AUTHORISED PERSONS

SECTION/ACT: Section 9.10(1) of the Local Government Act 1995, Bush Fires Act 1954 and the Control of Vehicles (Off Road Areas) Act 1978

DELEGATION: Council delegated authority to the Chief Executive Officer under section 59 of the Bush Fires Act 1954 to institute and carry out proceedings for offences against the Bush Fires Act 1954

DELEGATED AUTHORITY 05

DELEGATION: APPOINTMENT OF AUTHORISED PERSONS

SECTION/ACT: Local Government Act 1995, Section 9.10

DELEGATION: Authorisation is given to appoint persons to exercise the powers of a Local Government under subdivisions 2, 3 and 4 of Division 3 of Part 3 and subdivisions 1 and 2 of Division 2, Part 9 of the Local Government Act 1995.

A person who is authorised to give infringement notices under Section 9.16 is not to be made an authorised person for the purposes of Section 9.17, 9.19 or 9.20. In this event the Chief Executive Officer is not an authorised person under Section 9.16 of the Local Government Act.

DELEGATED AUTHORITY 06

DELEGATION: ENFORCEMENT AND LEGAL PROCEEDINGS

SECTION/ACT: Local Government Act 1995, Section 3.39, 9.10, 5.42 and Litter Act 1979 Section 31 (2b)

DELEGATION: To appoint persons or classes of persons to be authorised for the purposes of performing particular functions for the enforcement of provision of the various Acts and instigate legal proceedings accordingly.

DELEGATED AUTHORITY 07

DELEGATION: WITHDRAWAL OF INFRINGEMENT NOTICES

SECTION/ACT: Local Government Act 1995, Section 9.20

DELEGATION: Authorisation is given to withdraw infringement notices issued under the Local Government Act 1995, Dog Act 1976, Councils Local Laws and the Bushfire Act 1954.

DELEGATED AUTHORITY 08

DELEGATION: AUTHORISED OFFICERS – LITTER ACT 1979

SECTION/ACT: Litter Act 1979, Section 26 (1) (c)

DELEGATION: The Chief Executive Officer is authorised to appoint "Authorised Officers" as detailed in the Litter Act 1979.

DELEGATED AUTHORITY 09

DELEGATION: IMPOUNDING OF GOODS

SECTION/ACT: Local Government Act 1995, Section 3.39

DELEGATION: The Chief Executive Officer is authorised to remove and impound any goods that are involved in a contravention that can lead to impounding.

DELEGATED AUTHORITY 10

DELEGATION: DISPOSING OF CONFISCATED OR UNCOLLECTED GOODS

SECTION/ACT: Local Government Act 1995, Section 3.47

DELEGATION: That the Chief Executive Officer be delegated to dispose of any goods that have been impounded.

DELEGATED AUTHORITY 11

DELEGATION: LEGAL PROCEEDINGS – BUSH FIRE ACT

SECTION/ACT: Bush Fires Act 1954, Section 59 and 59A

DELEGATION: The Chief Executive has been authorised under section 59 of the Bush Fires Act 1954 to institute and carry out proceedings for offences against the Bush Fires Act 1954.

DELEGATED AUTHORITY 12

DELEGATION: VARIATION OF PROHIBITED BURNING TIMES, RESTRICTED BURNING TIMES AND/OR PRESCRIBED CONDITIONS

SECTION/ACT: Bush Fires Act 1954, Section 17(10) and Section 18 (5)

OFFICER(S) UPON WHOM DELEGATION CONFERRED:

Shire President, Chief Bush Fire Control Officer (jointly)

DELEGATION: To vary the prohibited burning times, restricted burning times and/or prescribed conditions.

DELEGATED AUTHORITY 13

DELEGATION: EXECUTION AND AFFIXING OF COMMON SEAL TO DOCUMENTS

SECTION/ACT: Local Government Act 1995 – Section 9.49A(3)

DELEGATION: Notwithstanding the provisions of Section 9.49 of the Local Government Act the Chief Executive Officer is authorised to affix the Common Seal to documents to be executed by the Shire where such documents are consistent and in accord with a resolution of Council, Council Policy G 48 or a delegated power.

DELEGATED AUTHORITY 14

DELEGATION: STAFF PAYMENTS OF GRATUITIES TO EMPLOYEES IN ADDITION TO CONTRACT OR AWARD

SECTION/ACT: Local Government Act 1995 – sections 5.42 and 5.50

DELEGATION: Council delegates the Chief Executive Officer authority to implement in accordance with Councils policy relating to gratuities to officers and employees who are retiring in accordance with Councils Policy.

Conditions: Subject to Budget provision.

DELEGATED AUTHORITY 15

DELEGATION: DISPOSAL OF SURPLUS FURNITURE & EQUIPMENT

SECTION/ACT: Local Government Act 1995 – Sections 3.58, 5.42 and 5.43 and Local Government (Functions and General

DELEGATION: Council delegates its authority and power to the Chief Executive Officer to dispose of surplus furniture with a market value of less than \$20,000.

DELEGATED AUTHORITY 16

DELEGATION: CORPORATE CREDIT CARD

SECTION/ACT: Local Government Act 1995, Section 5.42, Section 5.44 and Section 6.5 and Regulation 11 of the Local Government (Financial Management) Regulations 1996. Sections 53 and 55 of the Financial Administration and Audit Act 1985.

DELEGATION: Authorisation is given to make payments via corporate credit card in accordance with Councils Policy – Fuel and Credit Cards.

DELEGATION AUTHORITY 17

DELEGATION: TENDERS

SECTION/ACT: Local Government Act 1995, Section 3.57 and Section 5.8

DELEGATION: 1. The Chief Executive Officer is authorised to accept tenders up to \$100,000 and not exceeding budget allocation.

DELEGATED AUTHORITY 18

DELEGATION: CHIEF EXECUTIVE OFFICER REVIEW COMMITTEE

SECTION/ACT: Local Government Act 1995 – Sections 5.36(2)(a) and (b)

DELEGATION: The Chief Executive Officer Review Committee is given delegated authority to undertake the process of the Chief Executive Officers Performance Review and:

If the Chairperson of the All Purposes Committee is then either the President or Deputy President then a third member shall be appointed by Council.

DELEGATED AUTHORITY 19

DELEGATION: DOG ACT

SECTION/ACT: Dog Act 1976, Section 10 (AA)

DELEGATION: The Chief Executive is authorised under section 10(AA) of the Dog Act 1976 to exercise any power or duty of the Local Government under any other provision of this Act.

WORKS AND SERVICES

DELEGATED AUTHORITY 01

DELEGATION: TEMPORARY ROAD CLOSURES

SECTION/ACT: Local Government Act 1995, Section 3.50A, 3.50[1], 3.50[1a], 3.50[4].3.50[6] and 3.50[8] and Road Traffic (Events on Roads) Regulations 1991

DELEGATION: 1. To temporarily close thoroughfares to vehicles.
2. To determine applications for the temporary closure of roads for the purpose of conducting events.

DELEGATED AUTHORITY 02

DELEGATION: PAYMENT OF CROSSOVER CONTRIBUTION

SECTION/ACT: Local Government Act 1995 – Section 5.42

DELEGATION: The Chief Executive officer is authorized to pay Councils contribution to the construction of a crossover in accordance with Policy W29 Vehicle Crossovers.

DELEGATED AUTHORITY 03

DELEGATION: PRIVATE WORKS ON, OVER, OR UNDER PUBLIC PLACES

SECTION/ACT: Local Government Act 1995 – Sections 9.1

DELEGATION: Council delegates its authority and power to the Chief Executive Officer to grant permission to construct anything on, over, or under a public thoroughfare or public place that is Local Government property and impose conditions in respect to the permission.

Conditions: Refer to Local Government (Uniform Local Provisions) Regulation 17.

DELEGATED AUTHORITY 04

DELEGATION: STREET VERGE TREATMENTS – INDIVIDUAL PROPERTIES

SECTION/ACT: Local Government Act 1995 – Sections

DELEGATION: Council delegates its authority and power to the Chief Executive Officer authority and power to authorise the installation of soft landscaping and/or hard paving within a road reserve.

DELEGATED AUTHORITY 05

DELEGATION: SEED COLLECTION – WILDFLOWER PICKING

SECTION/ACT: Local Government Act 1995 – Sections

DELEGATION: Approval to pick wildflowers on Council controlled reserves. Approval to collect seeds on Council controlled reserves.

Delegation conditions: All applications to be in writing; preference given to local land care groups/businesses.

HEALTH, BUILDING & PLANNING

DELEGATED AUTHORITY 01

DELEGATION: DEMOLITION LICENCES

SECTION/ACT: Local Government (Miscellaneous Provisions) Act 1960, Section 374A

DELEGATION: That the Chief Executive Officer be delegated to issue demolition licences.

DELEGATED AUTHORITY 02

DELEGATION: BUILDINGS – ISSUING NOTICES REQUIRING ALTERATIONS

SECTION/ACT: Local Government (Miscellaneous Provisions) Act 1960, Section 401

DELEGATION: That the Chief Executive Officer be delegated to issue a Notice requiring alterations where a breach of building requirements is considered sufficient to warrant the issue of a Notice.

DELEGATED AUTHORITY 03

DELEGATION: BUILDINGS – UNLAWFUL WORKS

SECTION/ACT: Local Government (Miscellaneous Provisions) Act 1960, Section 401A

DELEGATION: That the Chief Executive Officer be delegated to direct a survey of a building to be considered to be in a dangerous state and to issue a notice, requiring the owner or occupier to take it down, secure or repair it, as the case requires, if the survey confirms a building to be in a dangerous state.

DELEGATED AUTHORITY 04

DELEGATION: BUILDINGS – DANGEROUS

SECTION/ACT: Local Government (Miscellaneous Provisions) Act 1960, Sections 403, 404

DELEGATION: That the Chief Executive Officer be delegated to direct a survey of a building that is considered to be in a dangerous state.

If the Building Surveyor, or other competent person, certifies that the building is in a dangerous state, to cause the building to be shored up or otherwise secured and a proper hoarding or fence to be put up for the protection of the public from danger, and shall cause a written notice to be served on the owner or occupier of the building requiring him/her forthwith to take it down, secure, or repair it as the case requires.

DELEGATED AUTHORITY 05

DELEGATION: PRIVATE SWIMMING POOL INSPECTIONS

SECTION/ACT: Local Government Act, 1995 Sections 5.42 & 5.44 and Schedule 9.2(3) and Section 2, Section 245A (5), (6) and (7) of the Local Government (Miscellaneous Provisions) Act 1960

DELEGATION: Authorisation is given to appoint officer(s) of the Council as "Authorised Officers" as required in Section 245A (5), (6) & (7) of the Local Government (Miscellaneous Provisions) Act 1960 for the purposes of inspecting and enforcing private swimming pool local laws or regulations. The delegate(s) has the authority to deal with such matters relevant to this declaration.

DELEGATED AUTHORITY 06

DELEGATION: BUILDING LICENCES

SECTION/ACT: Local Government (Miscellaneous Provisions) Act 1960 Section 374

DELEGATION: The Chief Executive Officer be delegated to approve plans submitted and issue building licences.

CONDITIONS: A summary of building licenses issued to be submitted to Council monthly.

DELEGATED AUTHORITY 07

DELEGATION: SALE AND/OR CONSUMPTION OF LIQUOR – COUNCIL PROPERTY

SECTION/ACT: Not Applicable

DELEGATION: To approve applications for the sale of liquor and/or the consumption of liquor on property under the care, control and management of Council.

DELEGATED AUTHORITY 08

DELEGATION: TOWN PLANNING FUNCTIONS

SECTION/ACT: Clause 8.7.1 of the Shire of Wongan-Ballidu Town Planning Scheme No. 4

DELEGATION: That Council delegate authority to the Chief Executive Officer in accordance with in respect of the Town Planning Functions of the Shire as detailed below;

- (a) Determination of applications for development approval, including applications involving:
 - (i) the variation of Scheme provisions, Planning Policy or provisions of the Residential Design Codes; or
 - (ii) the exercise of discretion under the Scheme, Planning Policy or the Residential Design Codes;
- (b) Refusal of all development applications where the proposed use is not permitted by the Scheme or where the development does not comply with the non-discretionary provisions of the Residential Design Codes or any mandatory statutory requirement or adopted Council policy;
- (c) Grant an extension of development approval for up to two (2) years;
- (d) Granting variations to relevant Planning Policies and provisions of the Residential Design Codes on Building Licence applications;
- (e) Determination of applications for development approval for buildings on land Zoned Rural Residential, including Dwellings, Sheds, Carports and other similar buildings, but excluding Transportable Buildings.
- (f) Deletion or modification of conditions of approval, whether imposed under delegated authority or not;
- (g) Making recommendations to the WA Planning Commission on:
 - i. applications for subdivision or amalgamation of land;
 - ii. minor variations to approved subdivisions;
 - iii. clearance of conditions of subdivision approval;
- (h) Determination of Applications for the relocation of Building Envelopes;
- (i) Provision of written and verbal responses to planning appeals, mediated settlements resulting from appeals and WA Planning Commission requests for reconsideration;
- (j) Taking all necessary action against owners or occupiers of properties to cease illegal uses or comply with conditions of Development Approval, including pursuing prosecution through Council's Solicitors; and
- (k) Formation of any opinion and consideration of any matter in the exercise of these delegated powers that would be required of Council under the Scheme, including, but not limited to, sufficient information required for the processing of applications, referral and advertising of applications, and interpretation of Scheme provisions, relevant Planning Policies and provisions of the Residential Design Codes.

Limits to delegated powers

With the exception of delegated power 1.(b) above, all applications will be submitted to a meeting of Council for determination in the following circumstances:

- (a) Where the delegated decision would be contrary to the intent of a previous decision made at a Council meeting, or any law or regulation;
- (b) Where written objection is received to the proposal from any statutory agency;
- (c) Where the proposal is inconsistent with the intent of the Town Planning Scheme, relevant Policies, Residential Design Codes, or any Outline Development Plan or

- Local Planning Strategy adopted by Council;
- (d) Where notification has been given to adjoining and nearby owners or the general public for comment in accordance with the Town Planning Scheme or any Policy and written objections have been received within the time specified, unless in the opinion of the Chief Executive Officer:
- (i) the proposal is for exercise of discretion under the R-Codes and is consistent with the intent of the Town Planning Scheme, Residential Design Codes and any relevant Policy; and
 - (ii) the objections can be overcome by imposing a condition(s) on the development approval, or modifying the design of the development; or
 - (iii) the objection does not relate to valid planning and development issues associated with the proposal.
- (e) Where, in the opinion of the Chief Executive Officer:
- (i) Any of the requirements of this policy are not satisfied; or
 - (ii) There is insufficient certainty as to whether the application complies with the intent of the Scheme, Residential Design Codes or any relevant Council Policy; or
 - (iii) It would be in the public interest or consistent with the principles of administrative accountability for Council to determine the application; or
 - (iv) The decision involves a matter of principle which, in the opinion of the Chief Executive Officer, should be made by the Council; or
 - (v) A condition recommended by a statutory agency is unnecessary or impractical, or unreasonable to be enforced by the Shire.

Reporting of Use of Delegation

All instances of the use of this delegation are to be reported to the Council in the monthly Information Bulletin.

DELEGATED AUTHORITY 09

DELEGATION: MANAGEMENT/AGREEMENT OR LEASE FOR COUNCIL OWNED BUILDINGS, FACILITIES AND RESERVES

SECTION/ACT: Local Government Act 1995

DELEGATION: That the Chief Executive officer be delegated authority to enter into a management agreement or lease for the use of Council owned buildings, facilities and reserves.

DELEGATED AUTHORITY 10

DELEGATION: RESERVES UNDER CONTROL OF A LOCAL GOVERNMENT

SECTION/ACT: Local Government Act 1995 – Sections

DELEGATION: Council delegates its authority and power to the Chief Executive Officer to control and manage land that is vested or placed under the control and management of the Local Government.

DELEGATED AUTHORITY 11

DELEGATION: USE APPROVAL OF COUNCIL CONTROLLED BUILDINGS

SECTION/ACT: Local Government Act 1995 – Sections

DELEGATION: Council delegates to the Chief Executive Officer authority to approval functions and the 'use' of Council buildings, facilities and reserves.

Conditions: All applications to be received in writing. All approval/rejections to be in writing.

DELEGATED AUTHORITY 12

DELEGATION: SUBDIVISION CLEARANCE

SECTION/ACT: Local Government Act 1995 – Sections 5.42, Planning & Development Act 2005, Town Planning Scheme No 4

DELEGATION: The Chief Executive Officer is authorized to clear conditions on WAPC subdivision/amalgamation approvals in accordance with any relevant Council Policy, Specification, and Town Planning Scheme No 4, or other relevant Act or Regulation.

Conditions: the payment of bond in lieu or completion of works in order to clear a condition of subdivision.

POLICY REQUIREMENTS:

There are no known policy requirements related to this item.

LEGISLATIVE REQUIREMENTS:

Under the Local Government Act 1995 Section 5.42 Council may delegate to the Chief Executive Officer the exercise of any of its powers or the discharge of any of its duties under the Local Government Act 1995 subject to limitations imposed by Section 5.43.

The Chief Executive Officer may delegate to any employee of the Council under the Local Government Act 1995 Section 5.44.

Under the Local Government Act 1995 Section 5.16 Council may delegate to a committee any of its powers and duties subject to limitations imposed under Section 5.17.

Local Government Act Section 5.103. Codes of conduct

STRATEGIC IMPLICATIONS:

There are no known strategic implications in relation to this item.

SUSTAINABILITY IMPLICATIONS:

➤ **Environment**

There are no known environmental implications associated with the proposal.

➤ **Economic**

There are no known economic implications associated with the proposal.

➤ **Social**

There are no known social implications associated with the proposal.

FINANCIAL IMPLICATIONS:

There are no financial implications in relation to this item.

VOTING REQUIREMENTS:

ABSOLUTE MAJORITY REQUIRED: Yes

DELEGATED AUTHORITY 06

DELEGATION: ENFORCEMENT AND LEGAL PROCEEDINGS

SECTION/ACT: Local Government Act 1995, Section 3.39, 9.10, 5.42 and Litter Act 1979 Section 31 (2b)

DELEGATION: To appoint persons or classes of persons to be authorised for the purposes of performing particular functions for the enforcement of provision of the various Acts and instigate legal proceedings accordingly.

DELEGATED AUTHORITY 07

DELEGATION: WITHDRAWAL OF INFRINGEMENT NOTICES

SECTION/ACT: Local Government Act 1995, Section 9.20

DELEGATION: Authorisation is given to withdraw infringement notices issued under the Local Government Act 1995, Dog Act 1976, Councils Local Laws and the Bushfire Act 1954.

DELEGATED AUTHORITY 08

DELEGATION: AUTHORISED OFFICERS – LITTER ACT 1979

SECTION/ACT: Litter Act 1979, Section 26 (1) (c)

DELEGATION: The Chief Executive Officer is authorised to appoint "Authorised Officers" as detailed in the Litter Act 1979.

DELEGATED AUTHORITY 09

DELEGATION: IMPOUNDING OF GOODS

SECTION/ACT: Local Government Act 1995, Section 3.39

DELEGATION: The Chief Executive Officer is authorised to remove and impound any goods that are involved in a contravention that can lead to impounding.

DELEGATED AUTHORITY 10

DELEGATION: DISPOSING OF CONFISCATED OR UNCOLLECTED GOODS

SECTION/ACT: Local Government Act 1995, Section 3.47

DELEGATION: That the Chief Executive Officer be delegated to dispose of any goods that have been impounded.

DELEGATED AUTHORITY 11

DELEGATION: LEGAL PROCEEDINGS – BUSH FIRE ACT

SECTION/ACT: Bush Fires Act 1954, Section 59 and 59A

DELEGATION: The Chief Executive has been authorised under section 59 of the Bush Fires Act 1954 to institute and carry out proceedings for offences against the Bush Fires Act 1954.

DELEGATED AUTHORITY 12

DELEGATION: VARIATION OF PROHIBITED BURNING TIMES, RESTRICTED BURNING TIMES AND/OR PRESCRIBED CONDITIONS

SECTION/ACT: Bush Fires Act 1954, Section 17(10) and Section 18 (5)

OFFICER(S) UPON WHOM DELEGATION CONFERRED:

Shire President, Chief Bush Fire Control Officer (jointly)

DELEGATION: To vary the prohibited burning times, restricted burning times and/or prescribed conditions.

DELEGATED AUTHORITY 13

DELEGATION: EXECUTION AND AFFIXING OF COMMON SEAL TO DOCUMENTS

SECTION/ACT: Local Government Act 1995 – Section 9.49A(3)

DELEGATION: Notwithstanding the provisions of Section 9.49 of the Local Government Act the Chief Executive Officer is authorised to affix the Common Seal to

documents to be executed by the Shire where such documents are consistent and in accord with a resolution of Council, Council Policy G 48 or a delegated power.

DELEGATED AUTHORITY 14

DELEGATION: STAFF PAYMENTS OF GRATUITIES TO EMPLOYEES IN ADDITION TO CONTRACT OR AWARD

SECTION/ACT: Local Government Act 1995 – sections 5.42 and 5.50

DELEGATION: Council delegates the Chief Executive Officer authority to implement in accordance with Councils policy relating to gratuities to officers and employees who are retiring in accordance with Councils Policy.
Conditions: Subject to Budget provision.

DELEGATED AUTHORITY 15

DELEGATION: DISPOSAL OF SURPLUS FURNITURE & EQUIPMENT

SECTION/ACT: Local Government Act 1995 – Sections 3.58, 5.42 and 5.43 and Local Government (Functions and General

DELEGATION: Council delegates its authority and power to the Chief Executive Officer to dispose of surplus furniture with a market value of less than \$20,000.

DELEGATED AUTHORITY 16

DELEGATION: CORPORATE CREDIT CARD

SECTION/ACT: Local Government Act 1995, Section 5.42, Section 5.44 and Section 6.5 and Regulation 11 of the Local Government (Financial Management) Regulations 1996. Sections 53 and 55 of the Financial Administration and Audit Act 1985.

DELEGATION: Authorisation is given to make payments via corporate credit card in accordance with Councils Policy – Fuel and Credit Cards.

DELEGATION AUTHORITY 17

DELEGATION: TENDERS

SECTION/ACT: Local Government Act 1995, Section 3.57 and Section 5.8

DELEGATION: The Chief Executive Officer is authorised to accept tenders up to \$100,000 and not exceeding budget allocation.

DELEGATION AUTHORITY 18

DELEGATION: CHIEF EXECUTIVE OFFICER REVIEW COMMITTEE

SECTION/ACT: Local Government Act 1995, Sections 5.36(2)(a) and (b)

DELEGATION: The Chief Executive Officer Review Committee is given delegated authority to undertake the process of the Chief Executive Officers Performance Review and:
If the Chairperson of the All Purposes Review Committee is then either the President or the Deputy President then a third member shall be appointed by Council.

DELEGATION AUTHORITY 19

DELEGATION: DOG ACT

SECTION/ACT: Dog Act 1976, Section 10 (AA).

DELEGATION: The Chief Executive Officer is authorised under Section 10 (AA) of the Dog Act 1976 to exercise any power or duty of the local government under any other provision of this Act.

WORKS AND SERVICES

DELEGATED AUTHORITY 01

DELEGATION: TEMPORARY ROAD CLOSURES

SECTION/ACT: Local Government Act 1995, Section 3.50A, 3.50[1], 3.50[1a], 3.50[4], 3.50[6] and 3.50[8] and Road Traffic (Events on Roads) Regulations 1991

DELEGATION:

1. To temporarily close thoroughfares to vehicles.
2. To determine applications for the temporary closure of roads for the purpose of conducting events.

DELEGATED AUTHORITY 02

DELEGATION: PAYMENT OF CROSSOVER CONTRIBUTION

SECTION/ACT: Local Government Act 1995 – Section 5.42

DELEGATION: The Chief Executive officer is authorised to pay Councils contribution to the construction of a crossover in accordance with Policy W29 Vehicle Crossovers.

DELEGATED AUTHORITY 03

DELEGATION: PRIVATE WORKS ON, OVER, OR UNDER PUBLIC PLACES

SECTION/ACT: Local Government Act 1995 – Sections 9.1

DELEGATION: Council delegates its authority and power to the Chief Executive Officer to grant permission to construct anything on, over, or under a public thoroughfare or public place that is Local Government property and impose conditions in respect to the permission.

Conditions: Refer to Local Government (Uniform Local Provisions) Regulation 17.

DELEGATED AUTHORITY 04

DELEGATION: STREET VERGE TREATMENTS – INDIVIDUAL PROPERTIES

SECTION/ACT: Local Government Act 1995 – Sections

DELEGATION: Council delegates its authority and power to the Chief Executive Officer authority and power to authorise the installation of soft landscaping and/or hard paving within a road reserve.

DELEGATED AUTHORITY 05

DELEGATION: SEED COLLECTION – WILDFLOWER PICKING

SECTION/ACT: Local Government Act 1995 – Sections

DELEGATION: Approval to pick wildflowers on Council controlled reserves. Approval to collect seeds on Council controlled reserves.

Delegation conditions: All applications to be in writing; preference given to local land care groups/businesses.

HEALTH PLANNING & BUILDING

DELEGATED AUTHORITY 01

DELEGATION: DEMOLITION LICENCES

SECTION/ACT: Local Government (Miscellaneous Provisions) Act 1960, Section 374A

DELEGATION: That the Chief Executive Officer be delegated to issue demolition licences.

DELEGATED AUTHORITY 02

DELEGATION: BUILDINGS – ISSUING NOTICES REQUIRING ALTERATIONS

SECTION/ACT: Local Government (Miscellaneous Provisions) Act 1960, Section 401

DELEGATION: That the Chief Executive Officer be delegated to issue a Notice requiring alterations where a breach of building requirements is considered sufficient to warrant the issue of a Notice.

DELEGATED AUTHORITY 03

DELEGATION: BUILDINGS – UNLAWFUL WORKS

SECTION/ACT: Local Government (Miscellaneous Provisions) Act 1960, Section 401A

DELEGATION: That the Chief Executive Officer be delegated to direct a survey of a building to be considered to be in a dangerous state and to issue a notice, requiring the owner or occupier to take it down, secure or repair it, as the case requires, if the survey confirms a building to be in a dangerous state.

DELEGATED AUTHORITY 04

DELEGATION: BUILDINGS – DANGEROUS

SECTION/ACT: Local Government (Miscellaneous Provisions) Act 1960, Sections 403, 404

DELEGATION: That the Chief Executive Officer to direct a survey of a building that is considered to be in a dangerous state.

If the Building Surveyor, or other competent person, certifies that the building is in a dangerous state, to cause the building to be shored up or otherwise secured and a proper hoarding or fence to be put up for the protection of the public from danger, and shall cause a written notice to be served on the owner or occupier of the building requiring him/her forthwith to take it down, secure, or repair it as the case requires.

DELEGATED AUTHORITY 05

DELEGATION: PRIVATE SWIMMING POOL INSPECTIONS

SECTION/ACT: Local Government Act, 1995 Sections 5.42 & 5.44 and Schedule 9.2(3) and Section 2, Section 245A (5), (6) and (7) of the Local Government (Miscellaneous Provisions) Act 1960

DELEGATION: Authorisation is given to appoint officer(s) of the Council as “Authorised Officers” as required in Section 245A (5), (6) & (7) of the Local Government (Miscellaneous Provisions) Act 1960 for the purposes of inspecting and enforcing private swimming pool local laws or regulations. The delegate(s) has the authority to deal with such matters relevant to this declaration.

DELEGATED AUTHORITY 06

DELEGATION: BUILDING LICENCES

SECTION/ACT: Local Government (Miscellaneous Provisions) Act 1960 Section 374

DELEGATION: The Chief Executive Officer be delegated to approve plans submitted and issue building licences.

CONDITIONS: A summary of building licenses issued to be submitted to Council monthly.

DELEGATED AUTHORITY 07

DELEGATION: SALE AND/OR CONSUMPTION OF LIQUOR – COUNCIL PROPERTY

SECTION/ACT: Not Applicable

DELEGATION: To approve applications for the sale of liquor and/or the consumption of liquor on property under the care, control and management of Council.

DELEGATED AUTHORITY 08

DELEGATION: TOWN PLANNING FUNCTIONS

SECTION/ACT: Clause 8.7.1 of the Shire of Wongan-Ballidu Town Planning Scheme No. 4

DELEGATION: That Council delegate authority to the Chief Executive Officer in accordance with in respect of the Town Planning Functions of the Shire as detailed below;

- (l) Determination of applications for development approval, including applications involving:
 - (i) the variation of Scheme provisions, Planning Policy or provisions of the Residential Design Codes; or
 - (ii) the exercise of discretion under the Scheme, Planning Policy or the Residential Design Codes;
- (m) Refusal of all development applications where the proposed use is not permitted by the Scheme or where the development does not comply with the non-discretionary provisions of the Residential Design Codes or any mandatory statutory requirement or adopted Council policy;
- (n) Grant an extension of development approval for up to two (2) years;
- (o) Granting variations to relevant Planning Policies and provisions of the Residential Design Codes on Building Licence applications;
- (p) Determination of applications for development approval for buildings on land Zoned Rural Residential, including Dwellings, Sheds, Carports and other similar buildings, but excluding Transportable Buildings.
- (q) Deletion or modification of conditions of approval, whether imposed under delegated authority or not;
- (r) Making recommendations to the WA Planning Commission on:
 - iv. applications for subdivision or amalgamation of land;
 - v. minor variations to approved subdivisions;
 - vi. clearance of conditions of subdivision approval;
- (s) Determination of Applications for the relocation of Building Envelopes;
- (t) Provision of written and verbal responses to planning appeals, mediated settlements resulting from appeals and WA Planning Commission requests for reconsideration;
- (u) Taking all necessary action against owners or occupiers of properties to cease illegal uses or comply with conditions of Development Approval, including pursuing prosecution through Council's Solicitors; and
- (v) Formation of any opinion and consideration of any matter in the exercise of these delegated powers that would be required of Council under the Scheme, including, but not limited to, sufficient information required for the processing of applications, referral and advertising of applications, and interpretation of Scheme provisions, relevant Planning Policies and provisions of the Residential Design Codes.

Limits to delegated powers

With the exception of delegated power 1.(b) above, all applications will be submitted to a meeting of Council for determination in the following circumstances:

- (f) Where the delegated decision would be contrary to the intent of a previous decision made at a Council meeting, or any law or regulation;
- (g) Where written objection is received to the proposal from any statutory agency;
- (h) Where the proposal is inconsistent with the intent of the Town Planning Scheme, relevant Policies, Residential Design Codes, or any Outline Development Plan or Local Planning Strategy adopted by Council;
- (i) Where notification has been given to adjoining and nearby owners or the general public for comment in accordance with the Town Planning Scheme or any Policy and written objections have been received within the time specified, unless in the opinion of the Chief Executive Officer:
 - (iv) the proposal is for exercise of discretion under the R-Codes and is

- consistent with the intent of the Town Planning Scheme, Residential Design Codes and any relevant Policy; and
- (v) the objections can be overcome by imposing a condition(s) on the development approval, or modifying the design of the development; or
- (vi) the objection does not relate to valid planning and development issues associated with the proposal.
- (j) Where, in the opinion of the Chief Executive Officer:
 - (vi) Any of the requirements of this policy are not satisfied; or
 - (vii) There is insufficient certainty as to whether the application complies with the intent of the Scheme, Residential Design Codes or any relevant Council Policy; or
 - (viii) It would be in the public interest or consistent with the principles of administrative accountability for Council to determine the application; or
 - (ix) The decision involves a matter of principle which, in the opinion of the Chief Executive Officer, should be made by the Council; or
 - (x) A condition recommended by a statutory agency is unnecessary or impractical, or unreasonable to be enforced by the Shire.

Reporting of Use of Delegation

All instances of the use of this delegation are to be reported to the Council in the monthly Information Bulletin.

DELEGATED AUTHORITY 09

DELEGATION: MANAGEMENT/AGREEMENT OR LEASE FOR COUNCIL OWNED BUILDINGS, FACILITIES AND RESERVES

SECTION/ACT: Local Government Act 1995

DELEGATION: That the Chief Executive officer be delegated authority to enter into a management agreement or lease for the use of Council owned buildings, facilities and reserves.

DELEGATED AUTHORITY 10

DELEGATION: RESERVES UNDER CONTROL OF A LOCAL GOVERNMENT

SECTION/ACT: Local Government Act 1995 – Sections

DELEGATION: Council delegates its authority and power to the Chief Executive Officer to control and manage land that is vested or placed under the control and management of the Local Government.

DELEGATED AUTHORITY 11

DELEGATION: USE APPROVAL OF COUNCIL CONTROLLED BUILDINGS

SECTION/ACT: Local Government Act 1995 – Sections

DELEGATION: Council delegates to the Chief Executive Officer authority to approval functions and the 'use' of Council buildings, facilities and reserves.

Conditions: All applications to be received in writing. All approval/ rejections to be in writing.

DELEGATED AUTHORITY 12

DELEGATION: SUBDIVISION CLEARANCE

SECTION/ACT: Local Government Act 1995 – Sections 5.42, Planning & Development Act 2005, Town Planning Scheme No 4

DELEGATION: The Chief Executive Officer is authorized to clear conditions on WAPC subdivision/amalgamation approvals in accordance with any relevant Council Policy, Specification, and Town Planning Scheme No 4, or other relevant Act or Regulation.

Conditions: the payment of bond in lieu or completion of works in order to clear a condition of subdivision.

**CARRIED: 7/0
RESOLUTION: 040216**

9.1.4 DEVELOPMENT ASSESSMENT PANELS: LOCAL GOVERNMENT NOMINATIONS

FILE REFERENCE:	
REPORT DATE:	7 January 2016
APPLICANT/PROPONENT:	Stuart Taylor CEO
OFFICER DISCLOSURE OF INTEREST	Nil
PREVIOUS MEETING REFERENCES:	Nil
AUTHOR:	Stuart Taylor CEO
ATTACHMENTS:	Nil

PURPOSE OF REPORT:

To nominate three elected members of the Council, comprising two local members and one alternate local member to sit on a local DAP as required, in replacement of three current local DAP members who no longer hold office.

Nominee's details are to be submitted to the Department of Planning and Development by 26 February 2016.

BACKGROUND:

Three current local DAP members no longer hold office following the October 2015 Ordinary Election of Council. Replacements for these members are necessary in accordance with Regulation 26 of the Planning and Development (Development Assessment Panels) Regulations 2011.

Nominees will be required to provide names, address, and email, mobile and land line telephone numbers, date of birth, employer(s), position(s) and curriculum vitae details.

Following receipt of all local government nominations, the Minister for Planning will consider and appoint all nominees for up to a two-year term, expiring on 26 April 2017. All appointed local members will be placed on the local government member register and advised of DAP training dates and times. It is a mandatory requirement, pursuant to the DAP regulations, that all DAP members attend training before they can sit on a DAP and determine applications. Local government representatives who have previously been appointed to a DAP and have received training are not required to attend further training.

Local DAP members are entitled to be paid for their attendance at DAP training and at DAP meetings.

COMMENT:

Current local DAP Members are Crs Tracey deGrussa and Sandra Hartley with alternate Local Members being Crs Michael Godfrey and Alfreda Lyon. Crs DeGrussa, Hartley and Godfrey no longer hold office following the October 2015 Ordinary Election of Council.

POLICY REQUIREMENTS:

There are no known policy requirements in relation to this item.

LEGISLATIVE REQUIREMENTS:

Regulation 26 of the Planning and Development (Development Assessment Panels) Regulations 2011

9.1.5 REVIEW CODE OF CONDUCT

FILE REFERENCE:	A1.1.2
REPORT DATE:	24 February 2016
APPLICANT/PROPONENT:	Stuart Taylor - Chief Executive Officer
OFFICER DISCLOSURE OF INTEREST	Nil
PREVIOUS MEETING REFERENCES:	Annually in February
AUTHOR:	Stuart Taylor - Chief Executive Officer
ATTACHMENTS:	Code of Conduct

PURPOSE OF REPORT:

That Council adopt the Code of Conduct without alteration.

BACKGROUND:

Council revised and adopted its Code of Conduct for Elected Members and Staff in January 2015.

The Local Government Act 1995 Section 5.103(2) requires that Council review its code of conduct within 12 months after each ordinary election. The last ordinary election was held in October 2015.

COMMENT:

The current code of conduct is based on the Model Code Of Conduct For Elected Members And Staff adopted by the Western Australia Municipal Association.

As there are no major changes required it is recommended that Council retain the current code of conduct.

POLICY REQUIREMENTS:

There are no known policy requirements in relation to this item.

LEGISLATIVE REQUIREMENTS:

Local Government Act 1995 – S.5.103 – Codes of Conduct
Local Government (Administration) Amendment Regulations 1999

STRATEGIC IMPLICATIONS:

There are no known strategic requirements in relation to this item.

SUSTAINABILITY IMPLICATIONS:

- **Environment**
There are no known environmental implications associated with this item.
- **Economic**
There are no known economic implications associated with this proposal.
- **Social**
There are no known social implications associated with this item.

FINANCIAL IMPLICATIONS:

There are no known financial implications in relation to this item.

10. QUESTIONS FROM MEMBERS WITHOUT NOTICE

Nil

11. NEW BUSINESS OF AN URGENT NATURE INTRODUCED BY DECISION OF THE MEETING

Nil

12. MATTERS FOR WHICH THE MEETING MAY BE CLOSED

Nil

13. CLOSURE

There being no further business, the Shire President, Cr Macnamara declared the meeting closed at 4.05 pm

SIGNED

Shire President Cr Peter Macnamara

