



Minutes (Confirmed)

Ordinary Meeting of Council
Wednesday, 22 November 2023



MINUTES INDEX

Item 1. ACKNOWLEDGEMENT OF COUNTRY / DECLARATION OF OPENING/ ANNOUNCEMENT OF VISITORS	2
Item 2. ATTENDANCE, APOLOGIES, LEAVE OF ABSENCE PREVIOUSLY GRANTED	2
Item 3. PUBLIC QUESTION TIME	2
Item 4. ANNOUNCEMENTS FROM THE PRESIDING MEMBER	2
Item 5. DEPUTATIONS / PRESENTATIONS / SUBMISSIONS / PETITIONS	3
Item 6. APPLICATION/S FOR LEAVE OF ABSENCE	3
Item 7. CONFIRMATION OF MINUTES	3
7.1 CONFIRMATION OF THE MINUTES OF THE ORDINARY MEETING OF COUNCIL HELD ON WEDNESDAY, 25 OCTOBER 2023.	3
Item 8. MATTERS FOR WHICH MEETING MAY BE CLOSED	4
Item 9. REPORTS OF OFFICERS AND COMMITTEES	5
9.1 GOVERNANCE	5
9.1.1 APPOINTMENT OF COUNCILLORS TO COMMITTEES	5
9.2 ADMINISTRATION & FINANCIAL SERVICES	9
9.2.1 ACCOUNTS SUBMITTED FOR OCTOBER 2023	9
9.2.2 FINANCIAL REPORTS FOR OCTOBER 2023	22
9.3 WORKS AND SERVICES	42
9.4 HEALTH, BUILDING AND PLANNING	43
9.5 COMMUNITY SERVICES	44
Item 10. NEW BUSINESS OF AN URGENT NATURE INTRODUCED BY DECISION OF THE MEETING	45
Item 11. MATTERS FOR WHICH THE MEETING MAY BE CLOSED	45
Item 12. CLOSURE	45

Item 1. ACKNOWLEDGEMENT OF COUNTRY / DECLARATION OF OPENING/ ANNOUNCEMENT OF VISITORS

The Shire President declared the meeting open at 3.02 pm.

Item 2. ATTENDANCE, APOLOGIES, LEAVE OF ABSENCE PREVIOUSLY GRANTED

Attendees:

Cr M Stephenson	Shire President
Cr D Coad	Deputy Shire President
Cr M Sewell	Member
Cr E Giedraitis	Member
Cr G Chambon	Member
Cr S Starcevich	Member (via Zoom)

Apologies:

Cr S Boekeman	Member
---------------	--------

Leave of Absence Previously Granted:

Nil

Staff:

Stuart Taylor	Chief Executive Officer
Sam Dolzadelli	Deputy Chief Executive Officer
Stephen Casey	Manager of Works and Services
Melissa Marcon	Manager of Regulatory Services
Ross Rayson	Manager Community Services
Melissa Whyte	Regulatory Administration Assistant – (Minutes)

Public:

Nil

Item 3. PUBLIC QUESTION TIME

Nil

Item 4. ANNOUNCEMENTS FROM THE PRESIDING MEMBER

Nil

Item 5. DEPUTATIONS / PRESENTATIONS / SUBMISSIONS / PETITIONS

Nil

Item 6. APPLICATION/S FOR LEAVE OF ABSENCE

Nil

Item 7. CONFIRMATION OF MINUTES

7.1 CONFIRMATION OF THE MINUTES OF THE ORDINARY MEETING OF COUNCIL HELD ON WEDNESDAY, 25 OCTOBER 2023.

MOVED: Cr COAD

SECONDED: Cr GIEDRAITIS

1. That the Minutes of the Ordinary Meeting of Council held on Wednesday, 25 October 2023 be CONFIRMED as a true and correct record of the proceedings.

**CARRIED: 6/0
RESOLUTION: 011123**

Item 8. MATTERS FOR WHICH MEETING MAY BE CLOSED

Nil

Item 9. REPORTS OF OFFICERS AND COMMITTEES

9.1 GOVERNANCE

9.1.1 APPOINTMENT OF COUNCILLORS TO COMMITTEES

FILE REFERENCE:	A1.2.1
REPORT DATE:	16 November 2023
APPLICANT/PROPONENT:	N/A
OFFICER DISCLOSURE OF INTEREST:	Nil
PREVIOUS MEETING REFERENCES:	Nil
AUTHOR:	Stuart Taylor – Chief Executive Officer
ATTACHMENTS:	Nil

PURPOSE OF REPORT:

That Council appoint its representatives to Council committees.

BACKGROUND:

Following the recent local government elections Council is required to reappoint members to each of the Council's standing committees.

COMMENT:

Currently the Council has the following Committees:

- **Audit and Risk Committee**
This Committee currently comprises three (3) elected members with the Chief Executive Officer and the Deputy Chief Executive Officer attending the meetings in an advisory capacity only.
- **Bush Fire Advisory Committee (BFAC)**
This Committee currently comprises one (1) elected member, the Chief Bush Fire Control Officer, the Deputy Chief Bush Fire Control Officer, one representative from each Bush Fire Brigade and one representative from Wongan Hills with the Deputy Chief Executive Officer attending the meetings in an advisory capacity only. Council is therefore required to nominate one elected member to this Committee.
- **Local Emergency Management Committee (LEMC)**
This Committee currently comprises one (1) elected member with the Chief Executive Officer attending the meetings in an advisory capacity only.

To assist with accountability and long-term planning the Chief Executive Officer following consultation with Elected members, is seeking the formation of two new standing committee, adoption of Terms of References, and the appointment of Councillors to those Committees.

The relevant Manager, and the Chief Executive Officer will attend the meetings in an Advisory Capacity.

POLICY/LEGISLATIVE REQUIREMENTS:

Local Government Act 1995 Subdivision 2 – Committees and their meetings.

5.8. Establishment of committees

A local government may establish committees of 3 or more persons to assist the council and to exercise the powers and discharge the duties of the local government that can be delegated to committees.*

** Absolute majority required*

5.9. Committees, types of

(1) In this section — other person means a person who is not a council member or an employee.

(2) A committee is to comprise —

(a) council members only; or

(b) council members and employees; or

(c) council members, employees and other persons; or

(d) council members and other persons; or

(e) employees and other persons; or

(f) other persons only.

5.10. Committee members, appointment of

(1) A committee is to have as its members —

(a) persons appointed by the local government to be members of the committee (other than those referred to in paragraph (b)); and*

(b) persons who are appointed to be members of the committee under subsection (4) or (5).

** Absolute majority required.*

(2) At any given time each council member is entitled to be a member of at least one committee referred to in section 5.9(2)(a) or (b) and if a council member nominates himself or herself to be a member of such a committee or committees, the local government is to include that

council member in the persons appointed under subsection (1)(a) to at least one of those committees as the local government decides.

(3) Section 52 of the Interpretation Act 1984 applies to appointments of committee members other than those appointed under subsection (4) or (5) but any power exercised under section 52(1) of that Act can only be exercised on the decision of an absolute majority of the council.

(4) If at a meeting of the council a local government is to make an appointment to a committee that has or could have a council member as a member and the mayor or president informs the local government of his or her wish to be a member of the committee, the local government is to appoint the mayor or president to be a member of the committee.

(5) If at a meeting of the council a local government is to make an appointment to a committee that has or will have an employee as a member and the CEO informs the local government of his or her wish —

(a) to be a member of the committee; or

(b) that a representative of the CEO be a member of the committee,

the local government is to appoint the CEO or the CEO's representative, as the case may be, to be a member of the committee.

STRATEGIC IMPLICATIONS:

There are no strategic implications in relation to this item.

SUSTAINABILITY IMPLICATIONS:

➤ **Environment**

There are no known environmental impacts associated with this proposal.

➤ **Economic**

There are no known economic impacts associated with this proposal.

➤ **Social**

There are no known social implications associated with this proposal.

FINANCIAL IMPLICATIONS:

Councillors attending Committee meetings are paid a sitting fee and travel allowance.

VOTING REQUIREMENTS: Absolute Majority Required

ABSOLUTE MAJORITY REQUIRED: Yes

MOVED: Cr Sewell

SECONDED: Cr Chambon

That Council

APPOINT the following Councillors to the Health Building and Planning Committee:

1. Cr Dwight Coad
2. Cr Mandy Stephenson
3. Cr Geoffrey Chambon

That Council

APPOINT the following Councillors to the Works and Services Committee:

1. Cr Matthew Sewell
2. Cr Dwight Coad
3. Cr Elyssa Giedraitis

CARRIED BY ABSOLUTE MAJORITY: 6/0
RESOLUTION: 021123

9.2 ADMINISTRATION & FINANCIAL SERVICES

9.2.1 ACCOUNTS SUBMITTED FOR OCTOBER 2023

FILE REFERENCE:	F1.4
REPORT DATE:	16 November 2023
APPLICANT/PROPONENT:	N/A
OFFICER DISCLOSURE OF INTEREST:	Nil
PREVIOUS MEETING REFERENCES:	Nil
AUTHOR:	Rachael Waters – CSO – Finance
REVIEWER:	Sam Dolzadelli – Deputy Chief Executive Officer
ATTACHMENTS:	9.2.1 Accounts for October 2023

PURPOSE OF REPORT:

That the accounts for 1 October 2023 to 31 October 2023, as submitted, be received.

BACKGROUND:

This information is provided to the Council on a monthly basis in accordance with provisions of the *Local Government Act 1995* and *Local Government (Financial Management) Regulations 1996*.

COMMENT:

The *Local Government (Financial Management) Regulations 1996* were recently updated effective 1 October 2023 to include Regulation 13A, which legislates payments by employees via purchasing cards must be presented to Council and recorded in the minutes. Previously, Council were being presented the credit card payments in the Information Bulletin, however, as this does not form part of the formal Council proceedings and is not minuted, this has been moved into this agenda and following attachment in conjunction with the list of payments.

POLICY REQUIREMENTS:

There are no known policy requirements related to this item.

LEGISLATIVE REQUIREMENTS:

Local Government (Financial Management) Regulations 1996 Regulation 13 & 13A requires the attached report to be presented to Council.

Lists of Accounts

Regulation 13 and 13A of the *Local Government (Financial Management) Regulations 1996* are applicable to this agenda item and attached reports.

Regulation 13 – Payments from municipal fund or trust fund by CEO, CEO’s duties as to etc.

- (1) If the local government has delegated to the CEO the exercise of its power to make payments from the municipal fund or the trust fund, a list of accounts paid by the CEO is to be prepared each month showing for each account paid since the last such list was prepared —
 - (a) the payee’s name; and
 - (b) the amount of the payment; and
 - (c) the date of the payment; and
 - (d) sufficient information to identify the transaction.
- (2) A list of accounts for approval to be paid is to be prepared each month showing —
 - (a) for each account which requires council authorisation in that month –
 - (i) the payee’s name; and
 - (ii) the amount of the payment; and
 - (iii) sufficient information to identify the transaction; and
 - (b) the date of the meeting of the council to which the list is to be presented.
- (3) A list prepared under subregulation (1) or (2) is to be —
 - (a) presented to the council at the next ordinary meeting of the council after the list is prepared; and
 - (b) recorded in the minutes of that meeting.

Regulation 13A – Payments by employees via purchasing cards

- (1) If a local government has authorised an employee to use a credit, debit or other purchasing card, a list of payments made using the card must be prepared each month showing the following for each payment made since the last such list was prepared —
 - (a) the payee’s name;
 - (b) the amount of the payment;
 - (c) the date of the payment;
 - (d) sufficient information to identify the payment.

- (2) A list prepared under subregulation (1) must be —
- (a) presented to the council at the next ordinary meeting of the council after the list is prepared; and
 - (b) recorded in the minutes of that meeting.

STRATEGIC IMPLICATIONS:

There are no strategic implications in relation to this item.

SUSTAINABILITY IMPLICATIONS:

➤ **Environment**

There are no known environmental impacts associated with this proposal.

➤ **Economic**

There are no known economic impacts associated with this proposal.

➤ **Social**

There are no known social implications associated with this proposal.

FINANCIAL IMPLICATIONS:

All payments are made within the confines of Councils adopted budget.

VOTING REQUIREMENTS: Simple Majority

ABSOLUTE MAJORITY REQUIRED: No

MOVED: Cr Coad

SECONDED: Cr Giedraitis

That Council suspend Standing Orders Section 10 to enable informal discussion of the item.

CARRIED: 6/0

RESOLUTION: 031123

MOVED: Cr Coad

SECONDED: Cr Chambon

That Council reinstate Standing Orders Section 10.

CARRIED: 6/0

RESOLUTION: 041123

MOVED: Cr Coad

SECONDED: Cr Giedraitis

That Council in accordance with Regulation 13 and 13A of the *Local Government (Financial Management) Regulations* 1996, receives the list of payments, including the payments made by employees via purchasing cards, that have been made under delegated authority totalling \$1,148,137.01 for the month ended 31 October 2023.

CARRIED: 6/0

RESOLUTION: 051123

LIST OF ACCOUNTS DUE & SUBMITTED TO COUNCIL 1ST OCTOBER 2023 TO 31ST OCTOBER 2023				
Chq/EFT	Date	Name	Description	Amount
EFT25214	04/10/2023	AUSTRALIAN SERVICES UNION	PAYROLL DEDUCTIONS	- 26.50
EFT25215	04/10/2023	IOU SOCIAL CLUB	PAYROLL DEDUCTIONS	- 270.00
EFT25216	04/10/2023	WESTPAC BANKING CORPORATION	PPE 03.10.2023	- 79,742.57
EFT25217	05/10/2023	LANDGATE		- 2,791.14
	23/09/2023	LANDGATE	RATES ADMINISTRATION	137.40
	27/09/2023	LANDGATE	RATES ADMINISTRATION	78.59
	30/09/2023	LANDGATE	RATES ADMINISTRATION	42.15
	02/10/2023	LANDGATE	ANNUAL SLIP 2023 SUBSCRIPTION	2,533.00
EFT25218	05/10/2023	BOEKEMAN NOMINEES PTY LTD		- 1,665.18
	07/09/2023	BOEKEMAN NOMINEES PTY LTD	REPLACE & SUPPLY HYDRAULIC FITTING IN STEER WRIST FOR BACKHOE	205.01
	27/09/2023	BOEKEMAN NOMINEES PTY LTD	CARRY OUT 45,000KM SERVICE FOR SHIRE POOL CAR WB007	438.80
	28/09/2023	BOEKEMAN NOMINEES PTY LTD	SUPPLY OIL FILTER & GASKET FOR HILUX PUT77	51.83
	28/09/2023	BOEKEMAN NOMINEES PTY LTD	SUPPLY STEP TREAD FOR BACKHOE INCL FREIGHT CHARGE	969.54
EFT25219	05/10/2023	WHEATBELT FURNITURE AND HOMEWARES	SUPPLY 1 X 90M ROLL OF 30 MM RED RIBBON FOR BOWLING GREEN EVENT	- 20.00
EFT25220	05/10/2023	WESTRAC EQUIPMENT PTY LTD	SUPPLY COOLANT ENGINE OIL 18L FOR GRADER PG16	- 152.15
EFT25221	05/10/2023	IXOM OPERATIONS PTY LTD		- 231.88
	30/09/2023	IXOM OPERATIONS PTY LTD	SERVICE FEE FOR 4 X CHLORINE CYLINDERS FOR PARKS AND GARDENS	132.50
	30/09/2023	IXOM OPERATIONS PTY LTD	SERVICE FEE FOR 3 X CHLORINE FOR S/POOL	99.38
EFT25222	05/10/2023	THE POINT DOCTOR	SUPPLY GRADER ROLLER MOUNT FOR PROL11	- 1,210.00
EFT25223	05/10/2023	T A MATTHEWS ELECTRICAL SERVICES	CHANGE LIGHTS IN 49 QUINLAN ST, WONGAN HILLS	- 889.37
EFT25224	05/10/2023	SYNERGY	SUPPLY CHARGE FOR MT O'BRIEN	- 68.97
EFT25225	05/10/2023	WONGAN ARTS SOCIETY	OPERATIONS SUPPORT FOR 2023-24	- 3,000.00
EFT25226	05/10/2023	ACMA	MT OBRIEN TELSTRA SITE	- 59.00
EFT25227	05/10/2023	RBC RURAL	METERPLAN CHARGE FOR SHIRE PHOTOCOPIER	- 1,351.07
EFT25228	05/10/2023	CARROLL & RICHARDSON FLAGWORLD	3 X ABORIGINAL FLAG 1800 X 900	- 707.05
EFT25229	05/10/2023	WURTH AUSTRALIA PTY LTD		- 961.38
	22/09/2023	WURTH AUSTRALIA PTY LTD	VARIOUS PARTS FOR PTK37, PROL11, PUT78	807.72
	28/09/2023	WURTH AUSTRALIA PTY LTD	THE SUPPLY & FREIGHT CHARGE FOR CARBIDE BUR, 10.5X40 FLAT WASHERS FOR ROLLER & PATCHING TRUCK	153.66
EFT25230	05/10/2023	TEAM GLOBAL EXPRESS PTY LTD	FREIGHT EX MAXIPARTS, CJD, PATH WEST & WESTRAC	- 323.47
EFT25231	05/10/2023	ADAM PERRETT	GRATUITY PAYMENT	- 21.55
EFT25232	05/10/2023	DEPARTMENT OF COMMERCE - BUILDING	BSL RECONCILIATION FOR SEPTEMBER 2023	- 120.81
EFT25233	05/10/2023	GREAT SOUTHERN FUEL SUPPLIES	FUEL SUPPLY FOR SEPTEMBER 2023 - PUT77	- 354.90
EFT25234	05/10/2023	PAUL AND WENDYS CLEANING SERVICE	CARPET CLEAN AT 49 QUINLAN ST	- 220.00
EFT25235	05/10/2023	BP AUSTRALIA	FUEL ACCOUNT FOR SEPTEMBER 2023 - DCEO	- 107.41
EFT25236	05/10/2023	FEGAN BUILDING SURVEYING	BUILDING SURVEYING FOR DANUBIN RD WONGAN HILLS	- 654.50
EFT25237	05/10/2023	BLACKWELL PLUMBING & GAS PTY LTD		- 1,429.90
	03/10/2023	BLACKWELL PLUMBING & GAS PTY LTD	SOAK WELL PLUMBING REPAIRS AT WONGAN HILLS SPORTS PAVILION	946.00
	03/10/2023	BLACKWELL PLUMBING & GAS PTY LTD	REPAIR COPPER PIPELINE INTO RAILWAY TOILETS	483.90
EFT25238	05/10/2023	FREARSON WELDING SERVICES		- 5,592.74

LIST OF ACCOUNTS DUE & SUBMITTED TO COUNCIL 1ST OCTOBER 2023 TO 31ST OCTOBER 2023				
Chq/EFT	Date	Name	Description	Amount
	28/09/2023	FREARSON WELDING SERVICES	BOWLING GREEN - FABRICATE AND INSTALL 8 HANDRAILS AS PER QUOTATION IV497	3,980.90
	28/09/2023	FREARSON WELDING SERVICES	BOWLING GREEN - FABRICATE WHEEL CHAIR ACCESS RAMP AS PER QUOTATION IV496	1,611.84
EFT25239	05/10/2023	JULIE LYNNE ANDERTON	PHOTOGRAPHY - THE WONGAN HILLS RECREATION COMPLEX & BOWLING GREEN OFFICIAL OPENING DAY	- 450.00
EFT25240	05/10/2023	AC HEALTHCARE PTY LTD	OCTOBER SUBSIDY PAYMENT	- 21,083.33
EFT25241	05/10/2023	NEXUS COMMUNICATIONS SYSTEMS	WONGAN HILLS CRC SECURITY MONITORING FROM 1ST OCTOBER 23 TO 31ST DECEMBER 23	- 152.46
EFT25242	05/10/2023	MARTY GRANT BULLDOZING	GRAVEL PUSHING (15000 CM3)	- 32,502.69
EFT25243	05/10/2023	MAXIPARTS OPERATIONS PTY LTD	SUPPLY 2 X PRIMAAX AIR SPRING FOR MACK TRUCK PTK33	- 1,767.93
	21/09/2023	MAXIPARTS OPERATIONS PTY LTD	SUPPLY VARIOUS PARTS FOR PTK33, PTRL14, PTRL13, PTRL26	1,539.38
	26/09/2023	MAXIPARTS OPERATIONS PTY LTD	SUPPLY 4 X COUPLER FOR PTRL13	78.74
	27/09/2023	MAXIPARTS OPERATIONS PTY LTD	SUPPLY 2 X LED BEACONS FOR PUT71 FORD TRANSIT, FREIGHT CHARGE	149.81
EFT25244	05/10/2023	RURAL RANGER SERVICES	RANGER SERVICES FROM 19/9/23 TO 28/9/23	- 1,583.45
EFT25245	05/10/2023	RING CENTRAL AUSTRALIA		- 1,319.13
	27/09/2023	RING CENTRAL AUSTRALIA	MEDICAL CENTRE PHONE ACCOUNT BILLING PERIOD 26/9/23 TO 25/10/23 (RECOVERABLE)	341.57
	29/09/2023	RING CENTRAL AUSTRALIA	SHIRE & CRC OFFICE BILLING PERIOD 27/9/23 TO 26/10/23	977.56
EFT25246	05/10/2023	TALIS CONSULTANTS	CONSULTANCY SERVICES FOR 2022-23 INFRASTRUCTURE REVALUATION	- 17,264.50
EFT25247	05/10/2023	KJ HINDLE & RG HINDLE	GRAVEL USAGE FOR AUGUST 2023 - 1686 LOADS @1.50	- 2,781.90
EFT25248	13/10/2023	AVON WASTE	DOMESTIC & COMMERCIAL COLLECTION FOR WONGAN HILLS & BALLIAUD TOWNSITE	- 12,490.36
EFT25249	13/10/2023	CJD EQUIPMENT PTY LTD	SUPPLY FILTER CARTRIDGE & V-BELTS FOR LOADER PLDR8	- 177.95
EFT25250	13/10/2023	WONGAN HILLS IGA PLUS LIQUOR		- 1,282.80
			ADMIN REFRESHMENTS	449.04
			COUNCIL REFRESHMENTS	197.31
			DEPOT REFRESHMENTS	143.55
			BOWLING GREEN EVENT	318.99
			CRC REFRESHMENTS	93.86
			CRC CLEANING PRODUCTS	35.65
			CRC EVENTS	44.40
EFT25251	13/10/2023	NUTRIEN AG SOLUTIONS LTD		- 667.92
	23/08/2023	NUTRIEN AG SOLUTIONS LTD	SUPPLY 1 X 20L ATRAZINE FOR PARKS & GARDENS	188.10
	05/09/2023	NUTRIEN AG SOLUTIONS LTD	SUPPLY 1 X 20L AGRI NITRO IRON 27 FE-BOOST FOR PARKS & GARDENS	135.30
	29/09/2023	NUTRIEN AG SOLUTIONS LTD	SUPPLY 3 X 20L OF GENF PANZER FOR PARKS & GARDENS	344.52
EFT25252	13/10/2023	MCINTOSH & SON	CRC ROOM HIRE - REFUND OF ROOM BOND & KEY	- 150.00
EFT25253	13/10/2023	MAJOR MOTORS PTY LTD	PARTS AS PER QUOTE 874165	- 745.16
EFT25254	13/10/2023	WESTERN AUSTRALIAN TREASURY CORPORATION	LOAN NO. 151A INTEREST PAYMENT - WONGAN-BALLIDU AGED CARE ASSOCIATION	- 13,074.81
EFT25255	13/10/2023	SHIRE OF WONGAN-BALLIDU	BOOMER ADVERTISING EDITION 1069 & 1069 - PLANNING PROPOSAL	- 119.85
EFT25256	13/10/2023	ADVANCED AUTOLOGIC PTY LTD	SUPPLY 12 X FREE IT AEROSOL CANS FOR LOADER PLDR8	- 96.00
EFT25257	13/10/2023	WONGAN HILLS HARDWARE		- 9,606.50

LIST OF ACCOUNTS DUE & SUBMITTED TO COUNCIL 1ST OCTOBER 2023 TO 31ST OCTOBER 2023				
Chq/EFT	Date	Name	Description	Amount
	30/09/2023	WONGAN HILLS HARDWARE	BUILDING ACCOUNT FOR SEPTEMBER 2023 BUILDING ACCOUNT FOR SEPTEMBER 2023	1,365.48
	30/09/2023	WONGAN HILLS HARDWARE	WORKS ACCOUNT FOR SEPTEMBER 2023	8,241.02
EFT25258	13/10/2023	METAL ARTWORK BADGES	4 X BRUSHED GOLD ALUMINUM DESK NAME PLAQUE WITH LOGO MOUNTED ON JARRAH TRIANGLE - NEWLY ELECTED MEMBERS	- 249.70
EFT25259	13/10/2023	TEAM GLOBAL EXPRESS PTY LTD	FREIGHT EX FRONTLINE & MAXIPARTS	- 157.50
EFT25260	13/10/2023	WONGAN HILLS ROTARY CLUB		- 800.00
	04/10/2023	WONGAN HILLS ROTARY CLUB	CATERING FOR BIKE IT TO SCHOOL BREAKFAST - 25/10/2023 - GRANT FUNDED	600.00
	04/10/2023	WONGAN HILLS ROTARY CLUB	COOKING FOR THE OPENING OF THE NEW BOWLING GREEN - 02/10/23	200.00
EFT25261	13/10/2023	WONGAN MAIL SERVICE	ADMINISTRATION MAIL CHARGES FOR SEPTEMBER 2023	- 307.12
EFT25262	13/10/2023	KLEEN WEST DISTRIBUTORS	CLEANING SUPPLIES VARIOUS SHIRE BUILDINGS	- 844.91
EFT25263	13/10/2023	DUN DIRECT PTY LTD	FUEL ACCOUNT FOR SEPTEMBER	- 48,586.95
EFT25264	13/10/2023	DAIMLER TRUCKS PERTH	SUPPLY MIRROR ASSY & FUSO FILTER KIT FOR PTK38	- 335.48
EFT25265	13/10/2023	INTEGRATED ICT		- 202.86
	30/09/2023	INTEGRATED ICT	MEDICAL CENTRE OFFICE 365	145.20
	30/09/2023	INTEGRATED ICT	MANAGE BACK UP SERVICES FOR ADMINISTRATION	57.66
EFT25266	13/10/2023	CPS & STATEWIDE FIBREGLASS PTY LTD	50% PAYMENT - REPAIRS TO MAIN POOL, PRESSURE WASHING AND RECOAT AT WONGAN HILLS SWIMMING POOL	- 18,480.00
EFT25267	13/10/2023	ABLE SALES	LG8D1 WATER PUMP KIT AND 5 LITERS OF COOLANT FOR PSP3	- 265.00
EFT25268	13/10/2023	RICOH FINANCE	CRC & ADMIN PHOTOCOPIER LEASE FROM 08/11/23 TO 07/12/23	- 237.60
EFT25269	13/10/2023	DEPT OF PLANNING, LANDS & HERITAGE	LEASE AGREEMENT FROM 01/10/23 TO 31/10/23	- 45.84
EFT25270	13/10/2023	FRONTLINE FIRE & RESCUE EQUIPMENT	PURCHASE OF 8 X CYCLONE FIRE FIGHTING RAKHO	- 753.72
EFT25271	13/10/2023	TRACTUS AUSTRALIA		- 13,068.00
	19/09/2023	TRACTUS AUSTRALIA	STRIP & FIT TRUCK TYRE FOR PTRL26	40.00
	19/09/2023	TRACTUS AUSTRALIA	SUPPLY, FIT & STRIP TUBE FOR LOADER	66.00
	19/09/2023	TRACTUS AUSTRALIA	SUPPLY, STRIP & FIT 2 X TRUCK TYRE FOR TRAILER PTRL20	563.00
	19/09/2023	TRACTUS AUSTRALIA	SUPPLY, STRIP, FIT & DISPOSE 2 X GRADER TYRES	4,184.00
	19/09/2023	TRACTUS AUSTRALIA	SUPPLY 2 X N70ZZ CENTURY BATTERIES FOR LOADER PLDR6	426.00
	29/09/2023	TRACTUS AUSTRALIA	SUPPLY, STRIP, FIT & DISPOSE 2 X TYRES FOR GRADER PG16	4,184.00
	29/09/2023	TRACTUS AUSTRALIA	SUPPLY, STRIP, FIR & DISPOSE TYRE FOR LOADER PLDR6	3,091.00
	29/09/2023	TRACTUS AUSTRALIA	SUPPLY, STRIP, FIT & DISPOSE TYRE FOR TRAILER PTRL25	514.00
EFT25272	13/10/2023	ST JOHN AMBULANCE AUSTRALIA	FIRST AID TRAINING FOR 19 X WORKS STAFF GROUP BOOKING 07/9/23	- 3,230.00
EFT25273	13/10/2023	HAYCOM TECHNOLOGY PTY LTD	NEW LAPTOPS INSTALL SERVICE CHARGE - MEDICAL CENTRE	- 1,143.45
EFT25274	13/10/2023	TOLL TRANSPORT PTY LTD	FREIGHT EX WONGAN HILLS LIBRARY TO LISWA 20/09/23	- 52.12
EFT25275	13/10/2023	KIM WALSH	UNIFORM ALLOWANCE REIMBURSEMENT	- 30.14
EFT25276	13/10/2023	AMPAC DEBT RECOVERY (WA) PTY LTD	DEBT RECOVERY FEES FOR SEPTEMBER 2023	- 713.60

LIST OF ACCOUNTS DUE & SUBMITTED TO COUNCIL 1ST OCTOBER 2023 TO 31ST OCTOBER 2023				
Chq/EFT	Date	Name	Description	Amount
EFT25277	13/10/2023	WETDECK POOLS PTY LTD	TRAVEL TO WONGAN HILLS SWIMMING POOL COMPLEX AND CARRY OUT SITE INSPECTION & PROVIDE QUOTATION	- 2,200.00
EFT25278	13/10/2023	TALIS CONSULTANTS	PROJECT # TA23015 - 2023 VALUATION REPORT	- 4,429.92
EFT25279	18/10/2023	WESTPAC BANKING CORPORATION	WAGES PPE 17.10.2023	- 73,913.90
EFT25280	18/10/2023	AUSTRALIAN SERVICES UNION	PAYROLL DEDUCTIONS	- 26.50
EFT25281	18/10/2023	IOU SOCIAL CLUB	PAYROLL DEDUCTIONS	- 260.00
EFT25282	19/10/2023	MCINTOSH & SON	SUPPLY CRIMPS & HYD HOSE FOR TRAILER PTRL23	- 195.28
EFT25283	19/10/2023	OFFICEWORKS BUSINESS DIRECT	STATIONERY ORDER 2023	- 732.25
EFT25284	19/10/2023	WALGA	WALGA ELEARNING SUBSCRIPTION: SUBSCRIPTION PERIOD: 1 NOVEMBER 2023 – 31 OCTOBER 2024	- 5,544.00
EFT25285	19/10/2023	WATER CORPORATION		- 4,667.97
	14/09/2023	WATER CORPORATION	CONSUMPTION & SEWERAGE CHARGE FOR MUSEUM	152.96
	14/09/2023	WATER CORPORATION	CONSUMPTION CHARGE FOR WONGAN HILLS SWIMMING POOL COMPLEX	495.99
	14/09/2023	WATER CORPORATION	CONSUMPTION CHARGE FOR WONGAN HILLS RECREATION COMPLEX	765.49
	14/09/2023	WATER CORPORATION	CONSUMPTION & SEWERAGE CHARGE FOR WONGAN HILLS MEDICAL CENTRE	271.91
	14/09/2023	WATER CORPORATION	CONSUMPTION CHARGE FOR RAILWAY CENTRE	5.73
	14/09/2023	WATER CORPORATION	CONSUMPTION CHARGE FOR MEDIAN STRIP ON FENTON ST	553.33
	14/09/2023	WATER CORPORATION	SERVICE CHARGE FOR DANUBIN ST WONGAN HILLS	47.10
	14/09/2023	WATER CORPORATION	CONSUMPTION & SERVICE CHARGE FOR STANDPIPE AT DEPOT	1,125.61
	15/09/2023	WATER CORPORATION	CONSUMPTION& SPECIAL METER READ CHARGE FOR 49 QUINLAN ST	27.35
	04/10/2023	WATER CORPORATION	CONSUMPTION & SERVICE METER CHARGE FOR KIRWAN STANDPIPE	845.71
	04/10/2023	WATER CORPORATION	CONSUMPTION & SPECIAL METER READ 27C QUINLAN ST	63.97
	04/10/2023	WATER CORPORATION	SERVICE CHARGE FOR BURAKIN STANDPIPE	312.82
EFT25286	19/10/2023	WESTRAC EQUIPMENT PTY LTD	SUPPLY 2 X BIT FOR GRADER PG16	- 741.59
EFT25287	19/10/2023	AUSTRALIAN TAXATION OFFICE	BAS SEPTEMBER 2023	- 16,755.00
EFT25288	19/10/2023	CANNON HYGIENE AUSTRALIA PTY LTD	SERVICE FOR VARIOUS SHIRE BUIDINGS	- 7,032.44
EFT25289	19/10/2023	WONGAN HILLS FIRE AND RESCUE SERVICE	COMMUNITY DEVELOPMENT FUND 2023/2024 - EQUIPMENT - TV FOR TRAINING ROOM	- 695.00
EFT25290	19/10/2023	ADVANCED AUTOLOGIC PTY LTD	SUPPLY 5 X 20KG SUPER SOAK FOR LOADER PLDR8	- 190.00
EFT25291	19/10/2023	ABBOTT AUTO ELECTRICS T/AS S & TJ ABBOTT		- 3,617.52
	05/10/2023	ABBOTT AUTO ELECTRICS T/AS S & TJ ABBOTT	SOURCE & LOCATE ALTERNATOR FOR LOADER PLDR6, AIR FREIGHT	1,016.02
	05/10/2023	ABBOTT AUTO ELECTRICS T/AS S & TJ ABBOTT	REPLACE A/C COMPRESSOR FOR GRADER PG17 FREIGHT INCL	2,601.50
EFT25292	19/10/2023	TEAM GLOBAL EXPRESS PTY LTD		- 929.97
	05/10/2023	TEAM GLOBAL EXPRESS PTY LTD	FREIGHT EX RBC RURAL & FRONTLINE FIRE	106.61
	08/10/2023	TEAM GLOBAL EXPRESS PTY LTD	FREIGHT EX TRANSPORT ENGINEERING SOLUTIONS, BROONS GROUP, DAIMLER TRUCKS & CJD EQUIPMENT	304.38
	15/10/2023	TEAM GLOBAL EXPRESS PTY LTD	FREIGHT EX DRAEGER & QUREMED	96.73

LIST OF ACCOUNTS DUE & SUBMITTED TO COUNCIL 1ST OCTOBER 2023 TO 31ST OCTOBER 2023				
Chq/EFT	Date	Name	Description	Amount
	15/10/2023	TEAM GLOBAL EXPRESS PTY LTD	FREIGHT EX RBC RURAL	41.01
	15/10/2023	TEAM GLOBAL EXPRESS PTY LTD	FREIGHT EX FRONTLINE FIRE SERVICE	37.00
	15/10/2023	TEAM GLOBAL EXPRESS PTY LTD	FREIGHT EX FORRESTFIELD MOWERS, BROONS, ABLE SALES, MAJOR MOTORS, WESTRAC, MAXIPARTS	344.24
EFT25293	19/10/2023	CR BRAD WEST	SITTING FEES	- 554.22
EFT25294	19/10/2023	TKB MECHANICAL	SUPPLY AND FIT WINDSCREEN FOR GRADER WB016 (INS CLAIM J0904)	- 850.00
EFT25295	19/10/2023	SHERMAC AUSTRALIA PTY LTD	PURCHASE OF A RS3000 SEMI WATER CART	- 168,651.52
EFT25296	19/10/2023	PAUL AND WENDYS CLEANING SERVICE	CARPET CLEAN AT 27A QUINLAN ST WONGAN HILLS	- 176.00
EFT25297	19/10/2023	GEODETIC SUPPLY AND REPAIR PTY LTD	CLEGG IMPACT TESTER (INS CLAIM J0903)	- 11,342.10
EFT25298	19/10/2023	NEWINS FAMILY TRUST		- 8,211.63
	18/10/2023	NEWINS FAMILY TRUST	MANAGEMENT OF WONGAN TIP SITE FOR OCTOBER 2023	7,791.63
	18/10/2023	NEWINS FAMILY TRUST	CALL OUT FEES FOR TIP DOCKETS 1017 & 1027 (RECOVERABLE)	420.00
EFT25299	19/10/2023	BLACKWELL PLUMBING & GAS PTY LTD	BALLIDU HALL - REPLACE EXISTING HOT AND COLD TAPS WITH AN EXPOSED SET	- 1,826.00
EFT25300	19/10/2023	NEXACU	EXCEL ADVANCED MANUAL FOR WORKS ADMIN STAFF	- 55.00
EFT25301	19/10/2023	CR MANDY STEPHENSON	SITTING FEES	- 860.00
EFT25302	19/10/2023	CR SUE FALCONER	SITTING FEES	- 510.00
EFT25303	19/10/2023	CR STUART BOEKEMAN	SITTING FEES	- 310.00
EFT25304	19/10/2023	CEMETERIES & CREMATORIA ASSOC OF WA	GRAVESAFE COURSE FOR 6 X WORKS STAFF	- 900.00
EFT25305	19/10/2023	DOWERIN REFRIGERATION & AIR CONDITIONING SERVICES	SERVICE AND REPAIR A/C AT MEDICAL CENTRE	- 349.25
EFT25306	19/10/2023	AC HEALTHCARE PTY LTD	PRE-EMPLOYMENT MEDICAL - ADMIN STAFF	- 255.00
EFT25307	19/10/2023	TRACTUS AUSTRALIA	SUPPLY, STRIP, FIT & BALANCE 1 X TYRE FOR HILUX PUT76	- 351.00
EFT25308	19/10/2023	CR ANDREW TUNSTILL	SITTING FEES	- 646.30
EFT25309	19/10/2023	CR DWIGHT COAD	SITTING FEES	- 510.00
EFT25310	19/10/2023	COUNCIL FIRST		- 13,588.74
	11/10/2023	COUNCIL FIRST	SEPTEMBER BILLING FOR MICROSOFT AZURE	1,697.74
	17/10/2023	COUNCIL FIRST	SEPTEMBER BILLING FOR PROFESSIONAL SERVICES - SERVER MIGRATION TO CLOUD AND ADHOC SUPPORT	5,040.75
	17/10/2023	COUNCIL FIRST	SEPTEMBER BILLING FOR PROFESSIONAL SERVICES - NEW PAYROLL SYSTEM IMPLEMENTATION SERVICES	6,850.25
EFT25311	19/10/2023	CR KELLIE ANSPACH	SITTING FEES	- 410.00
EFT25312	19/10/2023	ELIZABETH PUDWELL	GRATUITY PAYMENT	- 135.00
EFT25313	19/10/2023	MAXIPARTS OPERATIONS PTY LTD	SUPPLY 1 X KIT FILTER FOR MACK TRUCK PTK35	- 618.81
EFT25314	19/10/2023	SEEK LIMITED	EXECUTIVE ASSISTANT TO THE CEO ADVERT	- 390.50
EFT25315	19/10/2023	BRICKMART (WA)		- 11,179.00
	13/10/2023	BRICKMART (WA)	PAVING AT WONGAN MUSEUM	3,080.00
	13/10/2023	BRICKMART (WA)	PAVING REPAIRS ON WEST SIDE OF SPORTS PAVILION	5,800.00
	13/10/2023	BRICKMART (WA)	WONGAN HILLS SPORTS PAVILION - PULL UP AND RELAY ADDITIONAL 10 AREAS OF SUCKEN PAVERS	2,299.00
EFT25316	19/10/2023	RURAL RANGER SERVICES	RANGER SERVICES FROM 02/10/23 TO 12/10/23	- 1,560.35
EFT25317	19/10/2023	WESTCYCLE INCORPORATED	TRAFFIC MANAGEMENT FEES - BIKE IT TO BALLIDU GRAVEL (PER AGREEMENT)	- 11,872.99

LIST OF ACCOUNTS DUE & SUBMITTED TO COUNCIL 1ST OCTOBER 2023 TO 31ST OCTOBER 2023				
Chq/EFT	Date	Name	Description	Amount
EFT25319	26/10/2023	WHEATBELT FURNITURE AND HOMEWARES	FLOWERS FOR RESIDENT - 100TH BIRTHDAY	- 50.00
EFT25320	26/10/2023	WALLIS COMPUTER SOLUTIONS	3 X NEW ALL-IN-ONE COMPUTERS FOR THE CRC (INCL. INSTALLATION AND SETUP)	- 7,566.90
EFT25321	26/10/2023	WATER CORPORATION		- 142.59
	05/10/2023	WATER CORPORATION	CONSUMPTION & SPECIAL METER READING CHARGE FOR 14 ELLIS ST WONGAN HILLS	72.27
	05/10/2023	WATER CORPORATION	CONSUMPTION & SPECIAL METER READ FOR 49 QUINLAN ST WONGAN HILLS	70.32
EFT25322	26/10/2023	WESTRAC EQUIPMENT PTY LTD		- 1,506.00
	19/10/2023	WESTRAC EQUIPMENT PTY LTD	SUPPLY VARIOUS PARTS FOR GRADER PG17	1,339.83
	19/10/2023	WESTRAC EQUIPMENT PTY LTD	SUPPLY HOSE FOR GRADER PG17	166.17
EFT25323	26/10/2023	BALLIDU CONTEMPORARY ARTS SOCIETY INC	COMMUNITY DEVELOPEMENT GRANT - ANNUAL SUBSIDY	- 6,500.00
	18/10/2023	BALLIDU CONTEMPORARY ARTS SOCIETY INC	COMMUNITY DEVELOPMENT GRANT 2023 - 2024 SUPPORT FOR BALLIDU HERITAGE CENTRE	2,000.00
	24/10/2023	BALLIDU CONTEMPORARY ARTS SOCIETY INC	COMMUNITY DEVELOPEMENT GRANT - ANNUAL SUBSIDY	4,500.00
EFT25324	26/10/2023	WESFARMERS KLEENHEAT GAS PTY LTD	1 X SERVICE CHARGE FOR CRC BUILDING	- 323.99
	26/10/2023	T A MATTHEWS ELECTRICAL SERVICES		- 1,213.00
	22/10/2023	T A MATTHEWS ELECTRICAL SERVICES	GENERATOR HIRE FOR WONGAN HILLS TIP	300.00
	22/10/2023	T A MATTHEWS ELECTRICAL SERVICES	AIRCON SERVICING FOR 8 ELLIS STREET	253.00
	22/10/2023	T A MATTHEWS ELECTRICAL SERVICES	AIRCON SERVICING TO CIVIC CENTRE & 49 QUINLAN ST	660.00
EFT25326	26/10/2023	COAD COMMUNICATIONS	PART INVOICE - HIRE OF WATER EXTRACTOR FOR WONGAN HILLS SWIMMING POOL	- 275.00
EFT25327	26/10/2023	SHIRE OF WONGAN-BALLIDU	DFES TRAINING - FUNCTION ROOM HIRE	- 180.00
EFT25328	26/10/2023	BALLIDU GREATER SPORTS COUNCIL	COMMUNITY DEVELOPMENT SUBSIDY 2023 - 2024 ANNUAL SUBSIDY	- 10,430.00
EFT25329	26/10/2023	LGISWA	2ND INSTALMENT FOR 2023-24 INSURANCE PREMIUMS	- 207,055.80
EFT25330	26/10/2023	RBC RURAL		- 2,754.89
	20/10/2023	RBC RURAL	CRC METERPLAN PLAN CHARGE FOR PHOTOCOPIER	1,907.26
	20/10/2023	RBC RURAL	ADMIN - METERPLAN CHARGE FOR PHOTOCOPIER	847.63
EFT25331	26/10/2023	WONGAN HILLS TIDY TOWNS COMMITTEE	COMMUNITY DEVELOPMENT SUBSIDY 2023 - 2024 TIDY TOWNS	- 1,000.00
EFT25332	26/10/2023	WURTH AUSTRALIA PTY LTD		- 251.12
	18/10/2023	WURTH AUSTRALIA PTY LTD	HOSE CLAMPS AND VARIOUS PARTS FOR GRADER (PG18)	194.27
	23/10/2023	WURTH AUSTRALIA PTY LTD	TOOL MOUNTING PART FOR HILUX UTE (PUT78)	56.85
EFT25333	26/10/2023	SUSAN MARIE FALCONER	SITTING FEES	- 515.00
EFT25334	26/10/2023	ELIZABETH TELFER BUILDING MANAGEMENT COMM. INC.	COMMUNITY DEVELOPMENT SUBSIDY 2023 - 2024 ANNUAL SUBSIDY	- 3,342.00
EFT25335	26/10/2023	WONGAN HILLS ROTARY CLUB	COMMUNITY DEVELOPMENT SUBSIDY 2023 - 2024 WONGAN SENIORS CHRISTMAS LUNCH	- 1,700.00
EFT25336	26/10/2023	CR BRAD WEST	SITTING FEES	- 515.00
EFT25337	26/10/2023	TKB MECHANICAL	FIT WINDSCREEN TO JBC EXCAVATOR (INS CLAIM J0906)	- 1,445.00
EFT25338	26/10/2023	WONGAN HILLS PROGRESS ASSOCIATION		- 396.00
	12/10/2023	WONGAN HILLS PROGRESS ASSOCIATION	BUSINESS CALENDAR LISTING FOR CRC	231.00

LIST OF ACCOUNTS DUE & SUBMITTED TO COUNCIL 1ST OCTOBER 2023 TO 31ST OCTOBER 2023				
Chq/EFT	Date	Name	Description	Amount
	12/10/2023	WONGAN HILLS PROGRESS ASSOCIATION	SHIRE ADMINISTRATION BUSINESS CALENDAR	165.00
EFT25339	26/10/2023	MELISSA MARCON	UNIFORM REIMBURSEMENT	- 189.90
EFT25340	26/10/2023	WONGAN BALLIDU AGED PERSONS HOMES INC.	COMMUNITY DEVELOPMENT FUND 2023/2024 - WHEATBELT LONG TABLE LUNCH	- 1,500.00
EFT25341	26/10/2023	CPS & STATEWIDE FIBREGLASS PTY LTD	FINAL PAYMENT - REPAIRS TO MAIN POOL, PRESSURE WASHING AND RECOAT AT WONGAN HILLS SWIMMING POOL	- 18,480.00
EFT25342	26/10/2023	CR MANDY STEPHENSON	SITTING FEES	- 3,264.50
EFT25343	26/10/2023	CR STUART BOEKEMAN	SITTING FEES	- 505.00
EFT25344	26/10/2023	AC HEALTHCARE PTY LTD		- 1,071.75
	18/10/2023	AC HEALTHCARE PTY LTD	PRE-EMPLOYMENT MEDICAL - BUILDING STAFF	255.00
	19/10/2023	AC HEALTHCARE PTY LTD	TECHNICAL SERVICES - HAYCOM TECHNOLOGY	816.75
EFT25345	26/10/2023	FRONTLINE FIRE & RESCUE EQUIPMENT	VARIOUS PARTS FOR FIRE TRUCKS	- 1,921.91
EFT25346	26/10/2023	CR ANDREW TUNSTILL	SITTING FEES	- 1,164.90
EFT25347	26/10/2023	CR DWIGHT COAD	SITTING FEES	- 515.00
EFT25348	26/10/2023	COUNCIL FIRST	OFFICE 365 NOVEMBER CHARGES	- 1,774.12
EFT25349	26/10/2023	CR KELLIE ANSPACH	SITTING FEES	- 510.00
EFT25350	26/10/2023	MORTLOCK ELECTRICAL PTY LTD	SUPPLY AND INSTALL OUTDOOR LIGHTING FOR 7 WANDOO CRESCENT WONGAN HILLS	- 356.84
EFT25351	26/10/2023	ENVIROCLEAN (WA)	MONTHLY HIRE ENVIROCLEAN	- 214.50
EFT25352	26/10/2023	MAXIPARTS OPERATIONS PTY LTD		- 1,157.01
	17/10/2023	MAXIPARTS OPERATIONS PTY LTD	SUPPLY 2 X FILTERS FOR PSP3	34.65
	17/10/2023	MAXIPARTS OPERATIONS PTY LTD	SUPPLY 20 METRES OF BRAKE HOSE FOR TRAILER PTRL23	253.22
	17/10/2023	MAXIPARTS OPERATIONS PTY LTD	SUPPLY LED BEACON TRANSIT CAB PUT71, FREIGHT CHARGE	149.81
	17/10/2023	MAXIPARTS OPERATIONS PTY LTD	SUPPLY COUPLER FOR PTRL21	26.25
	20/10/2023	MAXIPARTS OPERATIONS PTY LTD	SUPPLY SHOCK ABSORBER FOR MACK TRUCK PTK34	195.40
	20/10/2023	MAXIPARTS OPERATIONS PTY LTD	SUPPLY SWITCH DISPLAY CONTROLLER FOR MACK TRUCK PTK35	186.48
	20/10/2023	MAXIPARTS OPERATIONS PTY LTD	SUPPLY BELT CATCH FOR MACK PTK36	311.20
EFT25353	26/10/2023	KIM WALSH	REIMBURSEMENT FOR SUPPLIES FOR 'BIKE IT TO SCHOOL BREAKFAST' EVENT	- 74.00
EFT25354	26/10/2023	WESTWIDE AUTO ELECTRICS & AIRCONDITIONING	SUPPLY AND INSTALL CELFI PHONE BOOSTER	- 2,634.76
EFT25355	26/10/2023	TALIS CONSULTANTS	SURVEY OF SIGNS & INCLUSION IN THE VALUATION REPORT	- 5,390.00
EFT25356	26/10/2023	HYDRA STORM		- 17,570.85
	20/10/2023	HYDRA STORM	HYDRA STORM HDPE CORRUGATED PIPES FOR DOWERIN-KALANNIE ROAD	10,987.35
	20/10/2023	HYDRA STORM	HYDRA STORM HEADWALLS, MANHOLE COVER, GALVANISED GRATES AND WELL LINERS FOR CADOUX-KOORDA ROAD	6,583.50
EFT25357	26/10/2023	SUVO STRATEGIC MINERALS LTD	RATES REFUND FOR ASSESSMENT A1729 E70/05334 MINING TENEMENT WONGAN HILLS WA 6603	- 132.91
DD12198.1	02/10/2023	WESTNET PTY LTD	MONTHLY CHARGE FROM 01/10/23 TO 01/11/23	- 609.90
DD12204.1	03/10/2023	AWARE SUPER ACCUMULATION	PAYROLL DEDUCTIONS	- 12,513.80
DD12204.2	03/10/2023	MERCER SUPER	SUPERANNUATION CONTRIBUTIONS	- 207.54
DD12204.3	03/10/2023	COMMONWEALTH ESSENTIAL SUPER	SUPERANNUATION CONTRIBUTIONS	- 311.85
DD12204.4	03/10/2023	AUSTRALIAN RETIREMENT TRUST	PAYROLL DEDUCTIONS	- 421.15
DD12204.5	03/10/2023	COLONIAL FIRST STATE FIRSTCHOICE	SUPERANNUATION CONTRIBUTIONS	- 252.04
DD12204.6	03/10/2023	PRIME SUPER	SUPERANNUATION CONTRIBUTIONS	- 1,510.02

LIST OF ACCOUNTS DUE & SUBMITTED TO COUNCIL 1ST OCTOBER 2023 TO 31ST OCTOBER 2023				
Chq/EFT	Date	Name	Description	Amount
DD12204.7	03/10/2023	REST SUPERANNUATION	SUPERANNUATION CONTRIBUTIONS	- 70.68
DD12204.8	03/10/2023	AUSTRALIAN SUPER	SUPERANNUATION CONTRIBUTIONS	- 968.51
DD12204.9	03/10/2023	AIA AUSTRALIA PTY LTD	SUPERANNUATION CONTRIBUTIONS	- 559.18
DD12220.1	03/10/2023	TELSTRA CORPORATION LIMITED	TELEPHONE ACCOUNT FROM 10/09/23 TO 09/10/23	- 55.00
DD12226.1	17/10/2023	AWARE SUPER ACCUMULATION	PAYROLL DEDUCTIONS	- 12,790.05
DD12226.2	17/10/2023	COMMONWEALTH ESSENTIAL SUPER	SUPERANNUATION CONTRIBUTIONS	- 311.85
DD12226.3	17/10/2023	AUSTRALIAN RETIREMENT TRUST	PAYROLL DEDUCTIONS	- 422.27
DD12226.4	17/10/2023	HSTPLUS SUPERANNUATION FUND	SUPERANNUATION CONTRIBUTIONS	- 155.48
DD12226.5	17/10/2023	COLONIAL FIRST STATE FIRSTCHOICE	SUPERANNUATION CONTRIBUTIONS	- 252.04
DD12226.6	17/10/2023	PRIME SUPER	SUPERANNUATION CONTRIBUTIONS	- 1,073.23
DD12226.7	17/10/2023	REST SUPERANNUATION	SUPERANNUATION CONTRIBUTIONS	- 169.74
DD12226.8	17/10/2023	AUSTRALIAN SUPER	SUPERANNUATION CONTRIBUTIONS	- 972.41
DD12226.9	17/10/2023	AIA AUSTRALIA PTY LTD	SUPERANNUATION CONTRIBUTIONS	- 559.18
DD12230.1	16/10/2023	TELSTRA CORPORATION LIMITED	ADMINISTRATION ACCOUNT	- 2,096.98
DD12233.1	16/10/2023	TELSTRA CORPORATION LIMITED	DIRECT DEBIT 12230.1 INCORRECTLY PROCESSED	- 0.18
DD12237.1	25/10/2023	TELETRAC NAVMAN	SATELLITE SERVICE MONTHLY FEE	- 2,478.08
DD12238.1	03/10/2023	HSTPLUS SUPERANNUATION FUND	SUPERANNUATION CONTRIBUTIONS	- 60.85
DD12239.1	03/10/2023	HSTPLUS SUPERANNUATION FUND	SUPERANNUATION CONTRIBUTIONS	- 60.85
DD12241.1	23/10/2023	TELSTRA CORPORATION LIMITED	SMS LINE TO 01/10/2023	- 17.12
DD12247.1	30/10/2023	TELSTRA CORPORATION LIMITED	SPORT & RECREATION PHONE ACCOUNT	- 55.00
DD12250.1	31/10/2023	AWARE SUPER ACCUMULATION	PAYROLL DEDUCTIONS	- 12,910.29
DD12250.2	31/10/2023	COMMONWEALTH ESSENTIAL SUPER	SUPERANNUATION CONTRIBUTIONS	- 311.85
DD12250.3	31/10/2023	AUSTRALIAN RETIREMENT TRUST	PAYROLL DEDUCTIONS	- 422.18
DD12250.4	31/10/2023	HSTPLUS SUPERANNUATION FUND	SUPERANNUATION CONTRIBUTIONS	- 222.12
DD12250.5	31/10/2023	COLONIAL FIRST STATE FIRSTCHOICE	SUPERANNUATION CONTRIBUTIONS	- 297.34
DD12250.6	31/10/2023	PRIME SUPER	SUPERANNUATION CONTRIBUTIONS	- 1,519.86
DD12250.7	31/10/2023	REST SUPERANNUATION	SUPERANNUATION CONTRIBUTIONS	- 91.07
DD12250.8	31/10/2023	AUSTRALIAN SUPER	SUPERANNUATION CONTRIBUTIONS	- 975.88
DD12250.9	31/10/2023	AIA AUSTRALIA PTY LTD	SUPERANNUATION CONTRIBUTIONS	- 111.84
DD12256.1	31/10/2023	DEPARTMENT OF TRANSPORT	DOT PAYMENTS FOR OCTOBER 2023	- 116,850.25
DD12204.10	03/10/2023	AMP SUPERANNUATION LTD.	SUPERANNUATION CONTRIBUTIONS	- 337.60
DD12204.11	03/10/2023	HSTPLUS SUPERANNUATION FUND	SUPERANNUATION CONTRIBUTIONS	- 60.85
DD12204.12	03/10/2023	AUSTRALIAN SUPER PTY LTD	SUPERANNUATION CONTRIBUTIONS	- 218.73
DD12226.10	17/10/2023	AMP SUPERANNUATION LTD.	SUPERANNUATION CONTRIBUTIONS	- 338.37
DD12226.11	17/10/2023	AUSTRALIAN SUPER PTY LTD	SUPERANNUATION CONTRIBUTIONS	- 201.69
DD12226.12	17/10/2023	MERCER SUPER	SUPERANNUATION CONTRIBUTIONS	- 221.97
DD12250.10	31/10/2023	AMP SUPERANNUATION LTD.	SUPERANNUATION CONTRIBUTIONS	- 339.91
DD12250.11	31/10/2023	AUSTRALIAN SUPER PTY LTD	SUPERANNUATION CONTRIBUTIONS	- 201.69
DD12250.12	31/10/2023	MERCER SUPER	SUPERANNUATION CONTRIBUTIONS	- 221.97
DD12242.1		Credit Cards	DIRECT DEBIT DATED 17/10/2023	- 1,021.01
		CREDIT CARD HOLDER - CEO		- 631.14
	31/08/2023	ADOBE CREATIVE CLOUD	CRC SUBSCRIPTIONS	247.14
	19/09/2023	SURVEY MONKEY	SUBSCRIPTION RENEWAL CHARGE 19/9/23 TO 18/9/24	384.00
		CREDIT CARD HOLDER - DCEO		- 17.06
	05/09/2023	ST JOHN AMBULANCE AUSTRALIA	CREDIT NOTE FOR 1 X ADMIN STAFF NOT ATTENDING ONSITE TRAINING	- 160.00
	14/09/2023	OFFICEWORKS	1 X LOGITECH WIRELESS COMBO KEYBOARD FOR WORKS SUPERVISOR	62.95
	26/09/2023	ADOBE CREATIVE CLOUD	CRC SUBSCRIPTIONS	79.99
		CREDIT CARD HOLDER - MWS		- 165.17
	20/09/2023	CROWN PROMENADE PERTH	REFRESHMENT CHARGES FOR 'SUPPLIER SHOWCASE PROGRAM'	108.92

LIST OF ACCOUNTS DUE & SUBMITTED TO COUNCIL 1ST OCTOBER 2023 TO 31ST OCTOBER 2023				
Chq/EFT	Date	Name	Description	Amount
	28/09/2023	WESTPAC	CARD FEE	56.25
		CREDIT CARD HOLDER - MCS		
	28/09/2023	WESTPAC	CARD FEE	- 56.25
		CREDIT CARD HOLDER - MRS		- 168.45
	29/08/2023	DEPARTMENT OF HEALTH	RENEWAL PERMIT 3160	132.00
	30/08/2023	JARCAR	PLUGS & ADAPTORS FOR RADIO TRANSMISSION 104.7	36.45
			MUNICIPAL BANK	1,148,137.01
			TRUST BANK	0.00
			TOTAL	1,148,137.01
			RECOVERABLE	17,813.43
			PART RECOVERABLE	11,641.85

9.2.2 FINANCIAL REPORTS FOR OCTOBER 2023

FILE REFERENCE:	F1.4
REPORT DATE:	15 November 2023
APPLICANT/PROPONENT:	N/A
OFFICER DISCLOSURE OF INTEREST:	Nil
PREVIOUS MEETING REFERENCES:	Nil
AUTHOR:	Sam Dolzadelli – Deputy Chief Executive Officer
ATTACHMENTS:	9.2.2a Financial Reports 9.2.2b Financial Health Check

PURPOSE OF REPORT:

The purpose of this report is to present to Council the Monthly Financial Report (containing the Statement of Financial Activity by Nature) for the month ended 31 October 2023. The Capital Works report has been incorporated into this. A monthly financial health check has been appended to the report to give an overview of how the Shire is tracking against some key financial indicators.

BACKGROUND:

Under section 6.4(1) of the *Local Government Act 1995*, a local government is required to prepare an annual financial report for the proceeding financial year and such other financial reports as are prescribed. Part 4 of the *Local Government (Financial Management) Regulations 1996* prescribes the minimum contents of the Monthly Financial Report.

Below is the prescribed contents of the Monthly Financial Report.

Regulation 34 - Statement of Financial Activity

- (1) A local government is to prepare each month a statement of financial activity reporting on the revenue and expenditure, as set out in the annual budget under regulation 22(1)(d), for the previous month (relevant month) in the following detail:
 - (a) annual budget estimates; and
 - (b) budget estimates to the end of the relevant month (YTD Budget); and
 - (c) actual amounts of expenditure, revenue and income to the end of the relevant month (YTD Actual); and
 - (d) material variances between the comparable amounts (YTD Actual – YTD Budget); and
 - (e) the net current assets at the end of the relevant month and a note containing a summary explaining the composition of net current assets.
- (2) Each statement of financial activity is to be accompanied by documents containing –
 - (a) (removed)

- (b) an explanation of each of the material variances referred to in subregulation (1)(d); and
 - (c) such other supporting information as is considered relevant by the local government.
- (3) The information in a statement of financial activity must be shown according to nature classification.
 - (4) A statement of financial activity, and the accompanying documents referred to in subregulation (2), are to be –
 - (a) Presented at an ordinary meeting of the council within 2 months after the end of the relevant month; and
 - (b) Recorded in the minutes of the meeting at which it is presented.
 - (5) Each financial year, a local government is to adopt a percentage or value, calculated in accordance with the AAS, to be used in statements of financial activity for reporting material variances.

Regulation 35 – Statement of Financial Position

- (1) A local government must prepare each month a statement of financial position showing the financial position of the local government as at the last day of the previous month (the **previous month**) and –
 - (a) The financial position of the local government as at the last day of the previous financial year; or
 - (b) If the previous month is June, the financial position of the local government as at the last day of the financial year before the previous financial year.
- (2) A statement of financial position must be –
 - (a) Presented at an ordinary meeting of the council within 2 months after the end of the previous month; and
 - (b) Recorded in the minutes of the meeting at which it is presented.

POLICY REQUIREMENTS:

Council Policy 4.1 – Accounting

LEGISLATIVE REQUIREMENTS:

- *Local Government Act 1995*
- *Local Government (Financial Management) Regulations 1996*

STRATEGIC IMPLICATIONS:

There are no Strategic Implications relating to this item.

SUSTAINABILITY IMPLICATIONS:

➤ **Environment**

There are no known environmental impacts associated with this proposal.

➤ **Economic**

There are no known economic impacts associated with this proposal.

➤ **Social**

There are no known social implications associated with this proposal.

FINANCIAL IMPLICATIONS:

Material variances are disclosed in the Statement of Financial Activity.

As part of the adopted 2023/24 Budget, Council adopted the following thresholds as levels of material variances for financial reporting.

In accordance with regulation 34 (5) of the Local Government (Financial Management) Regulations 1996, and AASB 1031 Materiality, the level to be used in statements of financial activity in 2023/24 for reporting material variances shall be:

- (a) 10% of the amended budget; or
- (b) \$10,000 of the amended budget.

whichever is greater. In addition, that the material variance limit be applied to total revenue and expenditure for each nature classification and capital income and expenditure in the Statement of Financial Activity.

The financial reports for the period ending 31 October 2023 are attached to the Council Agenda.

COMMENT:

This report presents the Statement of Financial Activity by nature or type for the period ended 31 October 2023.

The following is a summary of the headline numbers from the attached report, and explanations for variances is provided in note 1 of the report.

	Original Budget	YTD Budget	YTD Actuals – October 2023
Opening Surplus	2,713,397	2,713,397	2,744,736
Cash Operating Revenue	4,818,635	4,172,061	4,207,634
Profit on asset disposals	15,280	0	0
Cash Operating Expenditure	(5,365,706)	(2,228,622)	(2,116,542)
Depreciation	(3,656,297)	(1,218,696)	0
Loss on asset disposals	(35,273)	0	0
Capital Expenditure	(8,881,056)	(2,086,876)	(927,219)
Capital Income	5,114,395	205,000	212,309
Financing Activities	1,600,335	(31,292)	(78,894)
Non-cash items (excluded)	3,676,290	1,218,696	0
Closing Surplus/(Deficit)	0	2,743,668	4,042,024

Rates

Rates notices were issued with an effective issuance date of 7 August 2023. As at 31 October 2023, the Shire had receipted \$3,171,839 in rates, ESL and rubbish charges. Due date for payment in full, or first instalment was 11 September 2023. As at 31 October 2023, the gross amount of rates, ESL and rubbish charges outstanding (including arrears, legal charges and interest) is **\$647,189** and of this amount \$37,346 is made up of deferred pensioner rates. Total outstanding equates to 17.00% of the brought forward arrears and current year billing.

Final notices were issued on 18 September, giving ratepayers 14 days to pay any amount outstanding if they were not paying by instalments. Any ratepayers who still had not made payment were issued with a final demand on 13 October, with payment terms of 7 days. On the 25th of October any unpaid accounts were sent to the Shire's external debt recovery agent. The total amount owing that is being recovered through the agent as at 31 October 2023 is \$71,856.

Capital Works

As at 31 October 2023 the Shire has incurred \$927,219 in actual expenditure on capital works projects against a current budget of \$8,920,501 representing 10.39% of the budgeted works.

Depreciation

Depreciation for the 2023/24 financial year has not yet been processed as the Shire is awaiting the final audit of the Annual Financial Report to be undertaken. As depreciation is a non-cash item, it does not impact the Shire's surplus position.

Other

Attention is drawn to the actual opening surplus figure for 1 July 2023 of \$2,744,736 against the budgeted opening surplus of \$2,713,397. This is an increase in the budgeted opening surplus of \$31,339. Whilst management is confident in the accuracy of the actual opening surplus, this is still to be audited and as such no additional brought forward surplus will be allocated until the budget review.

VOTING REQUIREMENTS: Simple Majority

ABSOLUTE MAJORITY REQUIRED: No

MOVED: Cr Giedraitis

SECONDED: Cr Sewell

That Council:

1. Receives the Monthly Financial Report (containing the Statement of Financial Activity by nature classification) and Statement of Financial Position for the month ended 31 October 2023, as presented as attachment 1 to this report.
2. Notes the unrestricted municipal surplus of \$4,042,024 for the month ended 31 October 2023.
3. Receives the Monthly Financial Health Check as presented as attachment 2 to this report.

CARRIED: 6/0

RESOLUTION: 061123



SHIRE OF WONGAN-BALLIDU

MONTHLY FINANCIAL REPORT

31/10/2023

CONTENTS

- 01) Statement of Financial Activity
- 02) Statement of Financial Position
- 03) Variance Reporting
- 04) Net Current Assets
- 05) Asset Disposals
- 06) Loans
- 07) Reserves
- 08) Capital Works Program
- 09) Investments
- 10) Bank Reconciliation
- 11) Rates & Sundry Debtors Outstanding

SHIRE OF WONGAN-BALLIDU STATEMENT OF FINANCIAL ACTIVITY BY NATURE FOR 31 OCTOBER 2023						
	Adopted Budget 2023- 2024	Current Budget 2023-2024	YTD Budget	YTD Actual	Variance Over or Under	10%
Opening Funding Surplus/(Deficit)	2,713,397	2,713,397	2,713,397	2,744,736		
INCOME						
Rates	3,391,941	3,391,941	3,391,941	3,402,255	(0.3%)	✓
Operating grants, subsidies and contributions	491,067	491,067	334,320	355,230	(6.3%)	✓
Fees and charges	684,397	684,397	362,820	314,950	13.2%	x
Other Revenue	108,050	108,050	35,992	47,348	(31.6%)	x
Interest	143,180	143,180	46,988	87,851	(87.0%)	x
Profit on Asset Disposals	15,280	15,280	0	0	0.0%	✓
a: TOTAL INCOME	4,833,915	4,833,915	4,172,061	4,207,634		
OPERATING EXPENSES						
Employee Costs	(2,716,739)	(2,716,739)	(960,679)	(836,890)	12.9%	x
Materials & Contracts	(1,530,009)	(1,530,009)	(640,338)	(686,210)	(7.2%)	✓
Utilities (Gas, Electricity) etc.	(394,853)	(394,853)	(131,372)	(79,715)	39.3%	x
Interest	(43,600)	(43,600)	(12,850)	(12,547)	2.4%	✓
Insurance	(290,861)	(290,861)	(290,815)	(303,343)	(4.3%)	✓
Other General	(389,644)	(389,644)	(192,568)	(197,837)	(2.7%)	✓
Loss on Asset Disposals	(35,273)	(35,273)	0	0	0.0%	✓
Depreciation	(3,656,297)	(3,656,297)	(1,218,696)	0	100.0%	x
b: TOTAL OPERATING EXPENSES	(9,057,276)	(9,057,276)	(3,447,318)	(2,116,542)		
Operating activities excluded from budget						
Add back Depreciation	3,656,297	3,656,297	1,218,696	0		
Adjust (Profit)/Loss on Asset Disposal	19,993	19,993	0	0		
	3,676,290	3,676,290	1,218,696	0		
Amount attributable to operating activities	(547,071)	(547,071)	1,943,439	2,091,092		
INVESTING ACTIVITIES						
Non-Operating grants, subsidies and contributions	4,866,395	4,892,692	205,000	212,309	(3.6%)	✓
Proceeds from disposal of motor vehicles and P&E	248,000	248,000	0	0	0.0%	✓
TOTAL CAPITAL INCOME	5,114,395	5,140,692	205,000	212,309		
Capex - Land & Buildings	(1,923,572)	(1,923,572)	(177,812)	(48,982)	72.5%	x
Capex - Furniture & Equipment	(96,060)	(96,060)	(52,016)	(34,147)	34.4%	x
Capex - Intangible Assets	(100,000)	(100,000)	(33,332)	(12,573)	62.3%	x
Capex - Motor Vehicles	(156,000)	(156,000)	0	0	0.0%	✓
Capex - Plant	(1,090,546)	(1,090,546)	(51,664)	(223,897)	(333.4%)	x
Capex - Infrastructure - Roads	(5,058,724)	(5,098,169)	(1,620,016)	(538,184)	66.8%	x
Capex - Infrastructure - Footpaths	(174,665)	(174,665)	(58,216)	0	100.0%	x
Capex - Infrastructure - Other	(281,489)	(281,489)	(93,820)	(69,436)	26.0%	x
TOTAL CAPITAL EXPENDITURE	(8,881,056)	(8,920,501)	(2,086,876)	(927,219)		
Amount attributable to investing activities	(3,766,661)	(3,779,809)	(1,881,876)	(714,910)		
FINANCING ACTIVITIES						
Transfer from reserves	1,840,346	1,840,346	0	0	0.0%	✓
Transfer to reserves	(893,129)	(879,981)	(28,332)	(54,525)	(92.5%)	x
Lease liabilities principal repayments	(8,882)	(8,882)	(2,960)	(2,577)	12.9%	x
Proceeds on new borrowings	750,000	750,000	0	0	0.0%	✓
Loan principal repayment	(106,400)	(106,400)	0	(31,065)	0.0%	✓
SSL Principal Reimbursements	18,400	18,400	0	9273	0.0%	✓
Amount attributable to financing activities	1,600,335	1,613,483	(31,292)	(78,894)		
CLOSING SURPLUS / (DEFICIT)	0	0	2,743,668	4,042,024		
** This sheet illustrates the variance analysis. For variance explanation refer to applicable note.			Key	Within budget tolerance of 10%	✓	
				Over budget tolerance of 10%	x	
				Under budget tolerance of 10%	0	

SHIRE OF WONGAN-BALLIDU
STATEMENT OF FINANCIAL POSITION
31/10/2023

	31 October 2023	2023 (unaudited)
CURRENT ASSETS		
Cash and cash equivalents	8,762,027	7,135,082
Trade and other receivables	654,453	978,387
Other financial assets	9,127	18,400
Inventories	71,034	34,072
Other assets	54,475	87,588
TOTAL CURRENT ASSETS	9,551,116	8,253,529
NON-CURRENT ASSETS		
Trade and other receivables	37,346	37,346
Other financial assets	291,802	291,802
Inventories	15,236	15,236
Property, plant and equipment	33,599,653	33,280,054
Infrastructure	223,112,655	222,505,035
Intangible assets	215,531	215,531
Right-of-use assets	26,280	26,280
TOTAL NON-CURRENT ASSETS	257,298,503	256,371,284
TOTAL ASSETS	266,849,619	264,624,813
CURRENT LIABILITIES		
Trade and other payables	389,221	543,266
Other liabilities	902,668	783,471
Lease liabilities	4,161	6,738
Borrowings	74,921	105,986
Employee related provisions	398,937	409,043
TOTAL CURRENT LIABILITIES	1,769,908	1,848,504
NON-CURRENT LIABILITIES		
Lease liabilities	18,840	18,840
Borrowings	1,808,674	1,808,674
Employee related provisions	56,384	56,384
TOTAL NON-CURRENT LIABILITIES	1,883,898	1,883,898
TOTAL LIABILITIES	3,653,806	3,732,402
NET ASSETS	263,195,813	260,892,411
EQUITY		
Retained surplus	69,790,744	67,541,867
Reserve accounts	3,850,980	3,796,455
Revaluation surplus	189,554,089	189,554,089
TOTAL EQUITY	263,195,813	260,892,411

Shire of Wongan-Ballidu Variance Report 31 October 2023				
<p>The Local Government (Financial Management) Regulations 1996 require that financial statements are presented monthly to council. Council has adopted 10% as its threshold for line items on the Statement of Financial Activity by nature shown on page 1. This report uses a traffic light system to flag those items that are within tolerance and others that fall out of the range. Variances are calculated using a comparison of year to date actual against year to date budget. It needs also to be noted that the early months of the financial year are a period when variance percentages are volatile and extremely sensitive to small movements in actual income and expenditure.</p>				
Code	Variance Actual to YTD Budget	Variance reason	Report Section	Comments
Operating Income				
✓	10,314	Within Threshold	Rates	Within Council variance reporting threshold.
✓	20,910	Within Threshold	Operating grants, subsidies and contributions	Within Council variance reporting threshold.
✗	(47,870)	Timing	Fees and charges	Unfavourable - Timing variance for various fees and charges (standpipe charges are the main variance which offset standpipe water usage expenditure, meaning the expenditure is also less).
✗	11,356	Timing	Other Revenue	Favourable - Timing
✗	40,863	Timing	Interest	Favourable - Interest earned is higher than estimated.
✓	0	Within Threshold	Profit on Asset Disposals	Within Council variance reporting threshold.
Operating Expenditure				
✗	123,789	Timing	Employee Costs	Favourable - Timing variance across various employee costs (wages, super, training etc.)
✓	(45,872)	Within Threshold	Materials & Contracts	Within Council variance reporting threshold.
✗	51,657	Timing	Utilities (Gas, Electricity) etc.	Favourable - Timing of utility payments are not always precise to the monthly budget allocations.
✓	303	Within Threshold	Interest	Within Council variance reporting threshold.
✓	(12,528)	Within Threshold	Insurance	Within Council variance reporting threshold.
✓	(5,269)	Within Threshold	Other General	Within Council variance reporting threshold.
✓	0	Within Threshold	Loss on Asset Disposals	Within Council variance reporting threshold.
✗	1,218,696	Timing	Depreciation	Timing Variance - Depreciation for the 23/24 financial year has not been processed as the Shire awaits the final audit of the Annual Financial Report (including the asset register). Depreciation will not be processed until December/January.
Investing				
✓	7,309	Timing	Non-Operating grants, subsidies and contributions	Favourable - Timing of grant income recognition.
✓	0	Within Threshold	Proceeds from disposal of motor vehicles and P&E	Within Council variance reporting threshold.
✓	0	Within Threshold	Proceeds from sale of land	Within Council variance reporting threshold.
✓	0	Within Threshold	Proceeds from sale of minor plant & equipment	Within Council variance reporting threshold.
✗	128,830	Timing	Capex - Land & Buildings	Timing - Capital Works Program is yet to substantially commence. See Capital Works Report.
✗	17,869	Timing	Capex - Furniture & Equipment	Timing - Capital Works Program is yet to substantially commence. See Capital Works Report.
✗	20,759	Timing	Capex - Intangible Assets	Timing - Capital Works Program is yet to substantially commence. See Capital Works Report.
✓	0	Within Threshold	Capex - Motor Vehicles	Within Council variance reporting threshold.
✗	(172,233)	Timing	Capex - Plant	Timing - Capital Works Program is yet to substantially commence. See Capital Works Report.
✗	1,081,832	Timing	Capex - Infrastructure - Roads	Timing - Capital Works Program is yet to substantially commence. See Capital Works Report.
✗	58,216	Timing	Capex - Infrastructure - Footpaths	Timing - Capital Works Program is yet to substantially commence. See Capital Works Report.
✗	24,384	Timing	Capex - Infrastructure - Other	Timing - Capital Works Program is yet to substantially commence. See Capital Works Report.
Financing				
✓	0	Within Threshold	Transfer from reserves	Within Council variance reporting threshold.
✗	(26,193)	Timing	Transfer to reserves	Favourable - Due to increase in interest earned.
✗	383	Timing	Lease liabilities principal repayments	Unfavourable - Minor timing variance.
✓	(31,065)	Within Threshold	Loan principal repayment	Within Council variance reporting threshold.
✓	9,273	Within Threshold	SSL Principal Reimbursements	Within Council variance reporting threshold.

SHIRE OF WONGAN-BALLIDU
NOTES TO THE STATEMENT OF FINANCIAL ACTIVITY
For the Period Ended 31 October 2023

NET CURRENT ASSETS

	Positive=Surplus (Negative=Deficit)		
	Budget	Actual	Current
	Last Years Closing	Last Years Closing	31 October 2023
	30 June 2023	30 June 2023	
	\$		\$
Current Assets			
Cash Unrestricted	3,338,628	3,338,628	4,911,047
Cash Restricted - Reserves	3,796,456	3,796,456	3,850,980
Receivables - Rates	86,580	88,209	559,977
Receivables - Other	977,638	976,799	76,520
Receivables - ATO	0	967	72,431
Inventories	28,151	34,072	71,034
Financial assets	18,400	18,400	9,127
	8,245,853	8,253,531	9,551,116
Less: Current Liabilities			
Payables	(448,020)	(429,817)	(339,870)
Payables - ATO	(118,837)	(113,378)	(49,352)
Contract Liabilities - Unspent grants	(783,471)	(783,471)	(902,668)
Employee provisions	(409,042)	(409,043)	(398,937)
Lease liabilities	(8,882)	(6,738)	(4,161)
Long term borrowings	(106,400)	(105,986)	(74,921)
	(1,874,652)	(1,848,433)	(1,769,909)
Net Current Assets	6,371,201	6,405,098	7,781,207
Adjustments to Net Current Assets			
Less: Restricted Cash - Reserves	(3,796,456)	(3,796,456)	(3,850,980)
Less: Current self-supporting loans receivable	(18,400)	(18,400)	(9,127)
Less: Trust Interfund Transfer Account	(72)	(72)	0
Add: Liabilities funded by restricted cash	41,842	41,842	41,842
Add: Current portion of borrowings	106,400	105,986	74,921
Add: Current portion of lease liabilities	8,882	6,738	4,161
	(3,657,804)	(3,660,362)	(3,739,183)
Net Current Assets used in the Statement of Financial Activity	2,713,397	2,744,736	4,042,024

SHIRE OF WONGAN-BALLIDU
ANALYSIS OF DISPOSED ASSETS AS AT 31 OCTOBER 2023

Asset No	Budget Net Book Value	Current Budget Sale Proceeds	Budget (Profit) / Loss	Actual Net Book Value	Actual Sale Proceeds	Actual (Profit) / Loss
Land & Buildings						
		-				-
Motor Vehicles						
Ford Ranger (Works Supervisor)	22,750	30,000	(7,250)			-
Iveco Patient Transfer Bus	3,270	6,000	(2,730)			-
			-			-
Plant & Equipment						
Mack Truck (PTK33)	93,223	85,000	8,223			-
Mack Truck (PTK34)	91,000	85,000	6,000			-
Free Roll Attachment (Mtce)	16,000	4,000	12,000			-
Dual Tip Pig Trailer (PTRL20)	9,700	15,000	(5,300)			-
Dual Tip Pig Trailer (PTRL23)	19,800	15,000	4,800			-
Gang Mower (PMOW8)	12,250	8,000	4,250			-
Various obsolete equipment						-
TOTAL	267,993	248,000	19,993	-	-	-
By Program						
Recreation & Culture						
Gang Mower (PMOW8)	12,250	8,000	4,250			-
						-
Transport						
Mack Truck (PTK33)	93,223	85,000	8,223			-
Mack Truck (PTK34)	91,000	85,000	6,000			-
Free Roll Attachment (Mtce)	16,000	4,000	12,000			-
			-			-
Other Property & Services						
Ford Ranger (Works Supervisor)	22,750	30,000	(7,250)			-
Dual Tip Pig Trailer (PTRL20)	9,700	15,000	(5,300)			-
Dual Tip Pig Trailer (PTRL23)	19,800	15,000	4,800			-
Iveco Patient Transfer Bus	3,270	6,000	(2,730)			-
	-	-	-			-
						-
TOTAL	267,993	248,000	19,993	-	-	-
Motor Vehicle and Plant & Equipment Change Over						
	Current Budget Purchase Price	Current Budget Sale	Current Change-Over Budget	Actual Purchase	Actual Sale	Change-Over
Motor Vehicles						
Ford Ranger (Works Supervisor)	60,000	30,000	30,000			-
Iveco Patient Transfer Bus for new bus	96,000	6,000	90,000			-
			-			-
Sub-total	156,000	36,000	120,000			-
Plant & Equipment						
Mack Truck (PTK33) for new truck	309,546	85,000	224,546			-
Mack Truck (PTK34) for new truck	315,000	85,000	230,000			-
Semi-water tanker (PTRL26)	160,000	-	160,000			-
Free Roll Attachment (Mtce)	75,000	4,000	71,000			-
Dual Tip Pig Trailer (PTRL20)	75,000	15,000	60,000			-
Dual Tip Pig Trailer (PTRL23)	75,000	15,000	60,000			-
Gang Mower (PMOW8)	40,000	8,000	32,000			-
Sub-total	1,049,546	212,000	837,546			-
TOTAL	1,205,546	248,000	957,546	-	-	-

SHIRE OF WONGAN - BALLIDU
BORROWINGS AS AT 31 OCTOBER 2023

Existing Loans * Denotes (SSL) Self Supporting Loan

Loan No.	Particulars	Recipient	Maturity Date	Proposed Borrowings	Amount Borrowed	Loan Principal Paid in Oct 23	Accrued Int. Due	YTD Interest Paid	Loan Balance @ 30 June 2023	Principal Repayments YTD	Loan Balance @ 31 Oct 23
151A	Aged Persons	Ninan House*	Oct-2032		300,000	(9,273)	-	(3,802)	208,341	(9,273)	199,068
152	Co-Location Construction	Shire	Dec-2039		2,000,000	(21,792)	-	(8,745)	1,706,319	(21,792)	1,684,527
TBA	Volunteer BFB Fire Shed	Shire	-	750,000	-						
TOTAL EXISTING LOANS				750,000	2,300,000	(31,065)	-	(12,547)	1,914,660	(31,065)	1,883,595

Shire Loan Summary
Self Supporting Loan Summary

-	2,000,000	(21,792)	-	(8,745)	1,706,319	(21,792)	1,684,527
750,000	300,000				208,341	(9,273)	199,068

Current loan liability
Non current liability
Total Loan Liability

Loan Balance @ 31 Oct 23	SSL	Shire	Total
(84,193)	(18,400)	(65,793)	(84,193)
(1,799,402)	(180,668)	(1,618,734)	(1,799,402)
(1,883,595)	(199,068)	(1,684,527)	(1,883,595)

SHIRE OF WONGAN - BALLIDU															
ANALYSIS OF RESERVE ACCOUNTS AS AT 31 OCTOBER 2023															
ADOPTED FULL YEAR'S BUDGET								CURRENT FULL YEAR'S BUDGET				ACTUAL YTD AT 31 OCTOBER 2023			
Reserve Description	GL Acct.	Budget Opening Balance	Actual Opening Balance	Interest Earned	Transfer to Reserve	Transfer from Reserve	EOY Balance	Transfer in / Interest	Transfer to Reserve	Transfer from Reserve	EOY Balance	Interest Earned	Transfer to Reserve	Transfer from Reserve	Actual Balance
Long Service Leave Reserve	01935	41,842	41,842	-	-	-	41,842	-	-	-	41,842	-	-	-	41,842
Community Resource Centre Reserve	01989	27,923	27,923	-	-	(15,000)	12,923	-	-	(15,000)	12,923	-	-	-	27,923
Depot Improvement Reserve	01940	10,572	10,572	-	-	-	10,572	-	-	-	10,572	-	-	-	10,572
Historical Publications Reserve	01965	7,126	7,126	-	-	-	7,126	-	-	-	7,126	-	-	-	7,126
Housing Reserve	01955	380,844	380,844	-	-	(200,000)	180,844	-	-	(200,000)	180,844	-	-	-	380,844
Special Projects Reserve	01975	889,102	889,102	85,000	291,670	(250,000)	930,772	85,000	278,522	(250,000)	917,624	54,525	54,525	-	943,627
Patterson Street JV Housing Reserve	01988	59,357	59,357	-	5,000	-	64,357	-	5,000	-	64,357	-	-	-	59,357
Plant Reserve	01945	1,267,997	1,267,997	-	586,459	(998,546)	855,910	-	586,459	(998,546)	855,910	-	-	-	1,267,997
Quinlan Street JV Housing Reserve	01987	59,915	59,915	-	5,000	-	64,915	-	5,000	-	64,915	-	-	-	59,915
Stickland JV Housing Reserve	01986	63,582	63,582	-	5,000	-	68,582	-	5,000	-	68,582	-	-	-	63,582
Swimming Pool Reserve	01970	343,188	343,188	-	-	(120,000)	223,188	-	-	(120,000)	223,188	-	-	-	343,188
Waste Management Reserve	01920	60,366	60,366	-	-	-	60,366	-	-	-	60,366	-	-	-	60,366
Sporting Co-Location Reserve	01990	237,160	237,160	-	-	(103,800)	133,360	-	-	(103,800)	133,360	-	-	-	237,160
Building Asset Management Reserve	01993	347,482	347,482	-	-	(153,000)	194,482	-	-	(153,000)	194,482	-	-	-	347,482
TOTALS		3,796,456	3,796,456	85,000	893,129	(1,840,346)	2,849,239	85,000	879,981	(1,840,346)	2,836,091	54,525	54,525	-	3,850,981

SHIRE OF WONGAN-BALLIDU - CAPITAL WORKS REPORT - 31 OCTOBER 2023

COA	Description	Original Budget	Current Budget	YTD Budget	YTD Actual	Order Value	Total Actual	Variance	Indicator	Completion %	Asset Class
04252	Computer Software (F&E) - CAPEX	\$100,000.00	\$100,000.00	\$33,332.00	\$12,572.50	\$87,427.50	\$100,000.00	\$87,427.50		13%	Intangible Assets
04253	Computer Hardware (F&E)- CAPEX	\$13,640.00	\$13,640.00	\$4,544.00	\$0.00	\$4,618.63	\$4,618.63	\$13,640.00		0%	Furniture & Equipment
04263	Capex - Chambers ICT Upgrade (F&E)	\$45,000.00	\$45,000.00	\$15,000.00	\$0.00	\$0.00	\$0.00	\$45,000.00		0%	Furniture & Equipment
05232	Capex - Ninan/Hinds BFB Fire Shed	\$750,000.00	\$750,000.00	\$0.00	\$0.00	\$0.00	\$0.00	\$750,000.00		0%	Land & Buildings
06010	Cadoux Rec Centre (Buildings) - CAPEX	\$7,500.00	\$7,500.00	\$2,500.00	\$10,900.91	\$0.00	\$10,900.91	-\$3,400.91		145%	Land & Buildings
06408	Community Bus (MV) - CAPEX	\$96,000.00	\$96,000.00	\$0.00	\$0.00	\$0.00	\$0.00	\$96,000.00		0%	Motor Vehicles
06415	CRC Capital Expense (Buildings) - CAPEX	\$28,121.00	\$28,121.00	\$9,372.00	\$0.00	\$0.00	\$0.00	\$28,121.00		0%	Land & Buildings
07628	Medical Centre Furniture & Equipment (F&E)- CAPEX	\$30,000.00	\$30,000.00	\$30,000.00	\$27,268.00	\$0.00	\$27,268.00	\$2,732.00		91%	Furniture & Equipment
09066	16 Moore Street (Buildings)- CAPEX	\$20,561.00	\$20,561.00	\$6,848.00	\$0.00	\$0.00	\$0.00	\$20,561.00		0%	Land & Buildings
10808	Cemetery WH Capex (Infras Other) - CAPEX	\$14,500.00	\$14,500.00	\$4,832.00	\$0.00	\$0.00	\$0.00	\$14,500.00		0%	Infrastructure - Other
10815	Community Park Toilets (Buildings)- CAPEX	\$10,113.00	\$10,113.00	\$3,364.00	\$0.00	\$0.00	\$0.00	\$10,113.00		0%	Land & Buildings
10830	Railway Centre Toilets (Buildings)- CAPEX	\$240,000.00	\$240,000.00	\$0.00	\$0.00	\$0.00	\$0.00	\$240,000.00		0%	Land & Buildings
11023	Ballidu Hall (Buildings)- CAPEX	\$153,364.00	\$153,364.00	\$51,120.00	\$0.00	\$0.00	\$0.00	\$153,364.00		0%	Land & Buildings
11030	Community Park WH (Infras Other)- CAPEX	\$23,540.00	\$23,540.00	\$7,844.00	\$0.00	\$0.00	\$0.00	\$23,540.00		0%	Infrastructure - Other
11034	Federation Park (Cadoux) - Capex	\$20,337.00	\$20,337.00	\$6,772.00	\$0.00	\$0.00	\$0.00	\$20,337.00		0%	Land & Buildings
11210	WH Swimming Pool (Infrastructure Other) - CAPEX	\$120,000.00	\$120,000.00	\$40,000.00	\$69,436.04	\$204.55	\$69,640.59	\$50,563.96		58%	Infrastructure - Other
11470	Gang Mower (P&E) - CAPEX	\$40,000.00	\$40,000.00	\$13,332.00	\$0.00	\$0.00	\$0.00	\$40,000.00		0%	Plant & Equipment
11610	Radio & Television Tower (Buildings) - CAPEX	\$58,906.00	\$58,906.00	\$19,632.00	\$16,679.11	\$0.00	\$16,679.11	\$42,226.89		28%	Land & Buildings
11620	W.H. Recreation Complex (Buildings) - CAPEX	\$106,211.00	\$106,211.00	\$35,400.00	\$13,556.78	\$3,983.00	\$17,539.78	\$92,654.22		13%	Land & Buildings
11621	Ballidu Sports Complex (Buildings) - CAPEX	\$9,800.00	\$9,800.00	\$3,264.00	\$0.00	\$0.00	\$0.00	\$9,800.00		0%	Land & Buildings
11622	Economic Stimulus Project	\$40,000.00	\$40,000.00	\$13,332.00	\$0.00	\$0.00	\$0.00	\$40,000.00		0%	Infrastructure - Other
12080	Depot Bldg. Capital (Buildings) - CAPEX	\$26,192.00	\$26,192.00	\$8,728.00	\$0.00	\$3,181.82	\$3,181.82	\$26,192.00		0%	Land & Buildings
12610	Trucks - CAPEX	\$624,546.00	\$624,546.00	\$0.00	\$0.00	\$633,562.59	\$633,562.59	\$624,546.00		0%	Plant & Equipment
12629	Sundry Plant and Equipment (CAPEX)	\$40,000.00	\$40,000.00	\$13,332.00	\$3,123.38	\$16,500.00	\$19,623.38	\$36,876.62		8%	Plant & Equipment
12631	Dual Pig Trailer- P & E (CAPEX)	\$151,000.00	\$151,000.00	\$0.00	\$0.00	\$150,000.00	\$150,000.00	\$151,000.00		0%	Plant & Equipment
12633	Free Roll Attachment (Capex)	\$75,000.00	\$75,000.00	\$25,000.00	\$67,445.00	\$0.00	\$67,445.00	\$7,555.00		90%	Plant & Equipment
12634	Capex - Water Tankers	\$160,000.00	\$160,000.00	\$0.00	\$153,328.42	\$0.00	\$153,328.42	\$6,671.58		96%	Plant & Equipment
13610	Museum - CAPEX	\$43,724.00	\$43,724.00	\$14,572.00	\$0.00	\$0.00	\$0.00	\$43,724.00		0%	Land & Buildings
14411	Works Co-Ordinator Utility (Motor Vehicles) - CAPEX	\$60,000.00	\$60,000.00	\$0.00	\$0.00	\$59,090.91	\$59,090.91	\$60,000.00		0%	Motor Vehicles
14414	14 Ellis Street - CAPEX	\$8,630.00	\$8,630.00	\$2,876.00	\$7,845.45	\$0.00	\$7,845.45	\$784.55		91%	Land & Buildings
14841	Purchase of Old School Oval (CAPEX)	\$200,000.00	\$200,000.00	\$0.00	\$0.00	\$0.00	\$0.00	\$200,000.00		0%	Land & Buildings
14866	Capex - Purchase of land & buildings for development	\$200,000.00	\$200,000.00	\$0.00	\$0.00	\$0.00	\$0.00	\$200,000.00		0%	Land & Buildings
14885	Lot 162 Danubin St - CAPEX	\$40,113.00	\$40,113.00	\$13,364.00	\$0.00	\$0.00	\$0.00	\$40,113.00		0%	Land & Buildings
14932	Gravel Pits - Capex	\$83,449.00	\$83,449.00	\$27,812.00	\$0.00	\$59,429.64	\$59,429.64	\$83,449.00		0%	Infrastructure - Other
40100	CRC Capital Expenditure Furniture & Equipment - CAPEX	\$7,420.00	\$7,420.00	\$2,472.00	\$6,879.00	\$0.00	\$6,879.00	\$541.00		93%	Furniture & Equipment
AROAD	RRG Funded Capital Roadworks (Infras Roads)	\$1,074,795.00	\$1,114,240.00	\$371,364.00	\$169,741.67	\$399,683.70	\$569,425.37	\$944,498.33		15%	Infrastructure - Roads
BROAD	R2R Funded Capital Roadworks (Infras Roads)	\$769,341.00	\$769,341.00	\$256,372.00	\$88,990.18	\$20,935.91	\$109,926.09	\$680,350.82		12%	Infrastructure - Roads
DROAD	Own Funded Capital Footpaths (Infras footpaths)	\$174,665.00	\$174,665.00	\$58,216.00	\$0.00	\$0.00	\$0.00	\$174,665.00		0%	Infrastructure - Footpaths
EROAD	Own Funded Capital Roadworks (Infras Roads).	\$314,014.00	\$314,014.00	\$104,632.00	\$71,031.83	\$24,369.82	\$95,401.65	\$242,982.17		23%	Infrastructure - Roads
GROAD	Wheatbelt Secondary Freight Network Roadworks (Infra Roads)	\$2,900,574.00	\$2,900,574.00	\$887,648.00	\$208,420.58	\$479,013.64	\$687,434.22	\$2,692,153.42		7%	Infrastructure - Roads
		\$8,881,056.00	\$8,920,501.00	\$2,086,876.00	\$927,218.85	\$1,942,001.71	\$2,869,220.56	\$7,993,282.15		10%	

Asset Class	Original Budget	Current Budget	YTD Budget	YTD Actual	PO	Total Actual	Variance	Indicator	Completion %
Land & Buildings	\$1,923,572	\$1,923,572	\$177,812	\$48,982	\$7,165	\$56,147	\$1,874,590		3%
Furniture & Equipment	\$96,060	\$96,060	\$52,016	\$34,147	\$4,619	\$38,766	\$61,913		36%
Intangible Assets	\$100,000	\$100,000	\$33,332	\$12,573	\$87,428	\$100,000	\$87,428		13%
Motor Vehicles	\$156,000	\$156,000	\$0	\$0	\$59,091	\$59,091	\$156,000		0%
Plant & Equipment	\$1,090,546	\$1,090,546	\$51,664	\$223,897	\$800,063	\$1,023,959	\$866,649		21%
Infrastructure - Roads	\$5,058,724	\$5,098,169	\$1,620,016	\$538,184	\$924,003	\$1,462,187	\$4,559,985		11%
Infrastructure - Footpaths	\$174,665	\$174,665	\$58,216	\$0	\$0	\$0	\$174,665		0%
Infrastructure - Other	\$281,489	\$281,489	\$93,820	\$69,436	\$59,634	\$129,070	\$212,053		25%
	\$8,881,056.00	\$8,920,501.00	\$2,086,876.00	\$927,218.85	\$1,942,001.71	\$2,869,220.56	\$7,993,282.15		10%

Total Actual < Current Budget
 No Current Budget
 No YTD Actual
 Total Actual > Current Budget

SHIRE OF WONGAN - BALLIDU
INVESTMENT REPORT FOR 31 OCTOBER 2023

MUNICIPAL INVESTMENTS

Matured Municipal Investments

Invest No.	Name	Maturity date	Particulars	From	To	Days	Opening Investment	Transfers in/out	YTD Interest	Closing Balance	Interest Realised
Total of matured municipal investments							\$ -	\$ -	\$ -	\$ -	\$ -

Current Municipal Investments

Invest No.	Name	Maturity	From	To	Days	Interest Rate	Opening Investment	Transfers in/out	YTD Interest	Closing Balance	Interest Realised
036-177 160485	Westpac Online Saver Account	1/07/2023					\$ 1,301,017.67	\$ 3,400,000.00	\$ 16,264.56	\$ 4,717,282.23	\$ 16,264.56
Total of current municipal investments							\$ 1,301,017.67	\$ 3,400,000.00	\$ 16,264.56	\$ 4,717,282.23	\$ 16,264.56

RESERVE INVESTMENTS

Matured Reserve Investments

Invest No.	Name	Maturity date	Particulars	From	To	Days	Opening Investment	Transfers in/out	YTD Interest	Closing Balance	Interest Realised
Total of matured reserve investments							\$ -	\$ -	\$ -	\$ -	\$ -

Current Reserve Investments

Invest No.	Name	Maturity	From	To	Days	Interest Rate	Opening Investment	Transfers in/out	YTD Interest	Closing Balance	Interest Realised
036-177 160629	Westpac Reserve Saver	1/07/2023					\$ 2,715,126.70	\$ 1,081,328.17	\$ 54,525.21	\$ 3,850,980.08	\$ 54,525.21
Total of reserve investments and cash							\$ 2,715,126.70	\$ 1,081,328.17	\$ 54,525.21	\$ 3,850,980.08	\$ 54,525.21

Total of matured municipal and reserve investment							\$ -	\$ -	\$ -	\$ -	\$ -
Total of current municipal and reserve investment and cash							\$ 4,016,144.37	\$ 4,481,328.17	\$ 70,789.77	\$ 8,568,262.31	\$ 70,789.77

SHIRE OF WONGAN-BALLIDU					
BANK RECONCILIATIONS FOR 31 OCTOBER 2023					
	Total	Municipal (01106+01102)	Trust (21100)	Reserve (01105)	Cash On Hand (01101)
Opening Balance	9,517,697.37	5,645,182.37	35,315.56	3,836,349.44	850.00
Add: Receipts	411,770.21	397,139.54		14,630.67	
Unallocated Deposits	-	-			
Transfers In/(Out)	-				
Transfers In/(Out)	-				
Less: Payments - EFT & Cheques	(1,148,137.01)	(1,148,137.01)			
Payments - Bank Fees	(1,126.43)	(1,126.43)			
Adjustments & Transfers	-	-			
Unallocated payments	(487.90)	(487.90)			
Balance as per General Ledger	8,779,716.24	4,892,570.57	35,315.56	3,850,980.11	850.00
Balance as per Bank Statements	205,771.89	170,456.33	35,315.56		
Balance as per Bank Deposit Certificates	3,850,980.08	-		3,850,980.08	
Balance as per Holder Certificates	4,718,132.23	4,717,282.23			850.00
Add: Outstanding Deposits	22,458.00	22,458.00		-	
Adjustments - Unallocated deposits	-				
Less: Unpresented Payments	(17,626.00)	(17,626.00)			
Adjustments & Transfers	0.04	0.01		0.03	
Rounding	-				
Balance as per Cash Book	8,779,716.24	4,892,570.57	35,315.56	3,850,980.11	850.00

SHIRE OF WONGAN - BALLIDU RATES AND CHARGES OUTSTANDING 31 OCTOBER 2023				
		Rates and Charges Raised for 2023/2024	\$ 3,662,698.00	Rates and service charges - raised 07.08.23
		Arrears 1 July 2023	\$ 145,028.00	
Rates and Charges Outstanding Breakdown				
Total Amount Outstanding		31-Oct-23	\$ 647,189.00	17.00%
Outstanding same time last year		31-Oct-22	\$ 616,476.00	17.88%
SUNDRY DEBTORS OUTSTANDING 31 OCTOBER 2023				
Debtors Ageing Summary				
Current			\$ 3,523.37	
30 Days			\$ 89.99	
60 Days			\$ 2,829.98	
90 Days & Over			\$ 60,861.91	\$55,860 (Firm, see below)
Credit Balance			\$ (39,333.74)	
Total Outstanding			\$ 27,971.51	
Accounts 90 Days & Over:				
Date	Dr No.	Comments	Amount	
30/06/2021	1382	Refund	\$ 55,860.40	Company in administration - Proof of debt submitted. Update - Liquidator has notified creditors that 2 cents in the dollar is likely. Provision for bad debt has been made at 30 June 2023 and debt will go to Council to be formally written off in 2023/24.
30/06/2022	1535	Private Works	\$ 467.51	Letter requesting payment has been sent. Follow up with debt collection.
31/07/2023	1067	Part contribution for Solar panels	\$ 3,400.00	Contacted 27/10/2023 to arrange payment. Invoice had been sent to old email.
1/08/2023	1578	PA Bond	\$ 127.00	Followed up 2/11/2023. Payment will be arranged 2/11/2023
19/07/2023	1464	Medical Centre Room Hire	\$ 136.50	Followed up 1/11/2023. Invoices had been lost due to staff changeover
26/06/2023	1555	Medical Centre Room Hire	\$ 68.25	Contacted 5/10/2023 and 27/10/2023 to arrange payment. Have not had a response from them
18/07/2023	1069	Wongan Hills Refusal Site	\$ 802.25	Contacted 27/10/2023. Payment will be arranged
Total			\$ 60,861.91	

MONTHLY FINANCIAL HEALTH CHECK

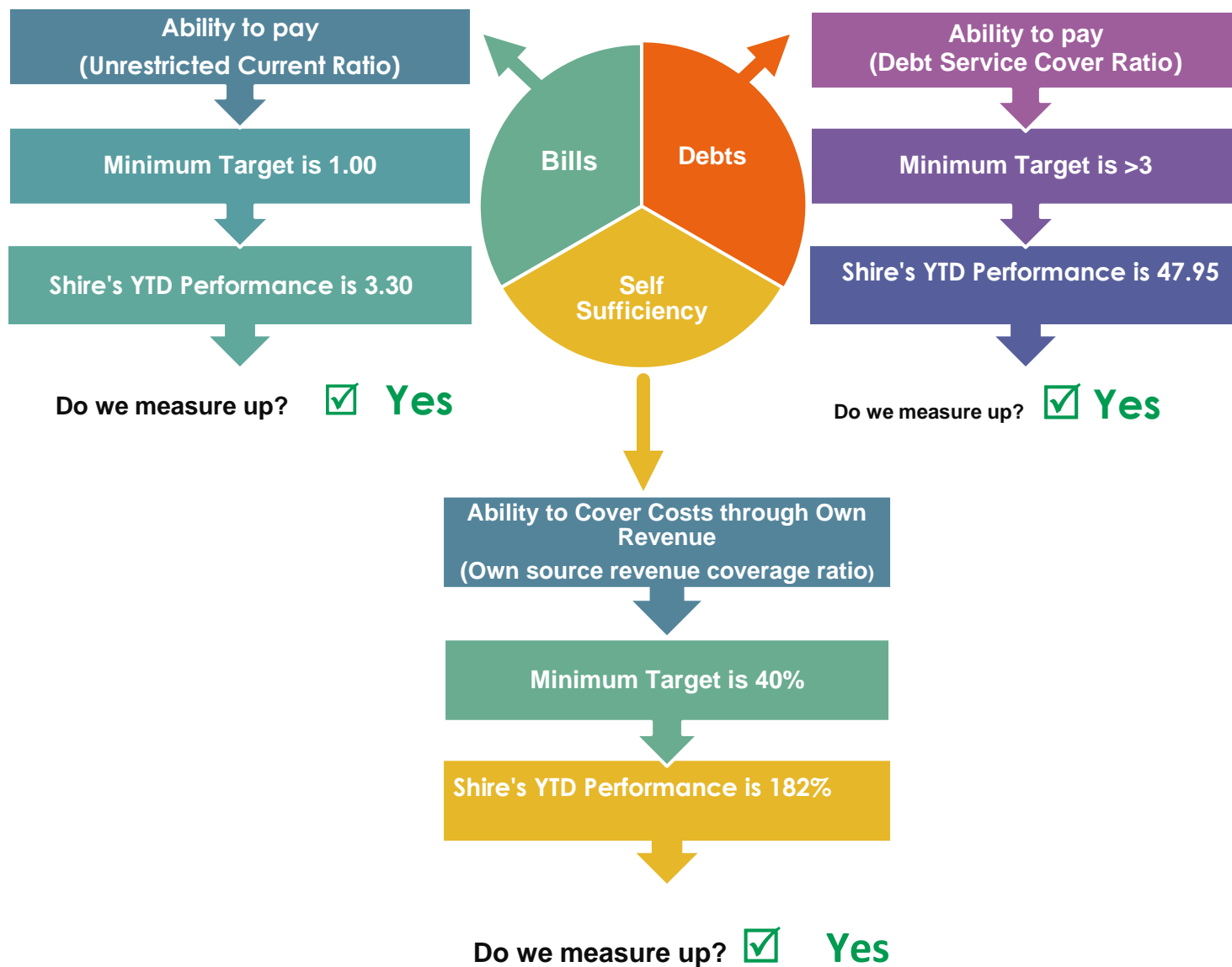


As at 31 October 2023

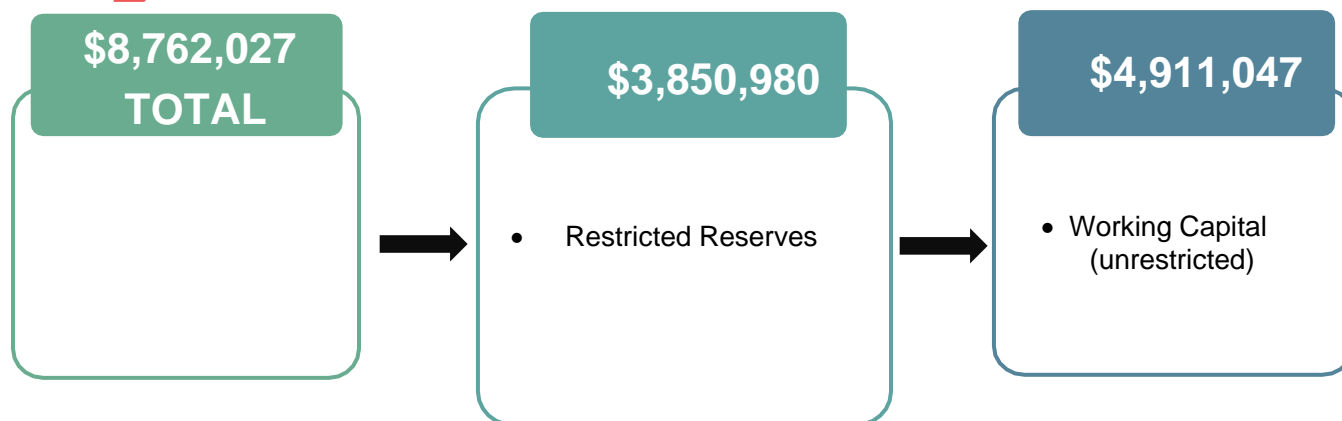
Highlighting how the Shire of Wongan-Ballidu is
tracking against financial ratios

Financial Snapshot (Year to Date)	Actual
Operating Revenue	\$4,207,634
Operating Expenditure (Including Non-Cash Items)	(\$2,116,542)
Non-Cash Items	\$0
Capital Revenue	\$212,309
Capital Expenditure	(\$927,219)
Loan Repayments	(\$31,065)
Lease Liability Principal Repayments	(\$2,577)
SSL Reimbursements	\$9,273
Transfers (to)/from Reserves	(\$54,525)
Surplus Brought Forward 1 July 2023	\$2,744,736
Current Municipal Surplus	\$4,042,024

Financial health indicators



Cash in the bank



How are we tracking against our budgeted targets?

Adjusted Operating Surplus

A measure of the Shire's ability to cover its operational costs including depreciation and have funds left over to cover capital expenditure (including principal loan repayments) without relying on debt or reserves.

Minimum Target is 1%

Shire's YTD Performance is 54.28%

Do we measure up? ☒ Yes

- Adjusted operating surplus and self-sufficient ratios are high in the earlier part of the year due to rates being fully billed in August. However, as the year progresses, operating expenditure will continue to draw on this revenue source reducing to target by 30 June 2024.

Asset Sustainability Ratio

Measures if the Shire is replacing or renewing existing non-financial assets at the same rate that its overall asset stock is wearing out.

Minimum Target is 90%

Shire's YTD Performance is N/A

Do we measure up? N/A

- Cannot be calculated until depreciation is processed, which will not occur until December/January once the final audit is completed.

9.3 WORKS AND SERVICES

Nil

9.4 HEALTH, BUILDING AND PLANNING

Nil

9.5 COMMUNITY SERVICES

Nil

Item 10. NEW BUSINESS OF AN URGENT NATURE INTRODUCED BY DECISION OF THE MEETING


Nil

Item 11. MATTERS FOR WHICH THE MEETING MAY BE CLOSED

Nil

Item 12. CLOSURE

Shire President, Cr Stephenson declared the meeting closed at 3:16pm.


Signed by: _____
Cr Stephenson
Shire President 20 December 2023