



Shire of
Wongan-Ballidu

Agenda

Ordinary Meeting of Council
Wednesday, 28 June 2023





Shire of Wongan-Ballidu

NOTICE OF AN ORDINARY COUNCIL MEETING

Dear Elected Members

I advise that the Ordinary Meeting of the Shire of Wongan-Ballidu will be held on Wednesday, 28 June 2023 commencing at 3.00pm at Council Chambers, Shire of Wongan Ballidu, Corner Quinlan Street and Elphin Crescent, Wongan Hills WA 6603

STUART TAYLOR
CHIEF EXECUTIVE OFFICER

Disclaimer

The recommendations contained in the Agenda are subject to confirmation by Council. The Shire of Wongan-Ballidu warns that any person(s) who has an application lodged with Council should rely only on written confirmation of the decision made at the Council meeting. No responsibility whatsoever is implied or accepted by the Shire of Wongan-Ballidu for any act, omission, statement or intimation taking place during a Council meeting.

AGENDA INDEX

| | |
|---|----|
| ITEM 1. ACKNOWLEDGEMENT OF COUNTRY / DECLARATION OF OPENING/ ANNOUNCEMENT OF VISITORS | 4 |
| ITEM 2. ATTENDANCE, APOLOGIES, LEAVE OF ABSENCE PREVIOUSLY GRANTED | 4 |
| ITEM 3. PUBLIC QUESTION TIME | 4 |
| ITEM 4. ANNOUNCEMENTS FROM THE PRESIDING MEMBER | 4 |
| ITEM 5. DEPUTATIONS / PRESENTATIONS / SUBMISSIONS / PETITIONS | 4 |
| ITEM 6. APPLICATION/S FOR LEAVE OF ABSENCE | 4 |
| ITEM 7. CONFIRMATION OF MINUTES | 4 |
| 7.1 CONFIRMATION OF THE MINUTES OF THE ORDINARY MEETING OF COUNCIL HELD ON WEDNESDAY, 24 MAY 2023. | 4 |
| ITEM 8. MATTERS FOR WHICH MEETING MAY BE CLOSED | 5 |
| ITEM 9. REPORTS OF OFFICERS AND COMMITTEES | 6 |
| 9.1 GOVERNANCE | 6 |
| 9.1.1 SPECIAL COUNCIL MEEITNG CANCELLATION – 12 JULY 2023 | 6 |
| 9.2 ADMINISTRATION & FINANCIAL SERVICES | 8 |
| 9.2.1 ACCOUNTS SUBMITTED FOR MAY 2023 | 8 |
| 9.2.2 FINANCIAL REPORTS FOR MAY 2023 | 20 |
| 9.3 WORKS AND SERVICES | 37 |
| 9.3.1 RAV NETWORK- REQUEST LGA SUPPORT | 37 |
| 9.4 HEALTH, BUILDING AND PLANNING | 43 |
| 9.4.1 UNMADE ROAD CLOSURE REQUEST, ROAD RESERVE ID 3768559 | 43 |
| 9.4.2 WONGAN HILLS SPORT AND RECREATION CLUB INC, REQUEST TO INSTALL TELEVISIONS IN GYMNASIUM | 46 |
| 9.4.3 WONGAN HILLS SPORT AND RECREATION CLUB INC, REQUEST TO INSTALL TELEVISIONS IN FUNCTION AREA | 53 |

| | |
|---|----|
| 9.5 COMMUNITY SERVICES | 55 |
| ITEM 10. NEW BUSINESS OF AN URGENT NATURE INTRODUCED BY DECISION OF THE MEETING | 56 |
| ITEM 11. MATTERS FOR WHICH THE MEETING MAY BE CLOSED | 56 |
| ITEM 12. CLOSURE | 56 |

Item 1. ACKNOWLEDGEMENT OF COUNTRY / DECLARATION OF OPENING/ ANNOUNCEMENT OF VISITORS

Acknowledgement of Country: -

"I'd like to begin by acknowledging the first nations people of the land on which we meet today. I would also like to pay my respects to Elders past, present and emerging."

Item 2. ATTENDANCE, APOLOGIES, LEAVE OF ABSENCE PREVIOUSLY GRANTED

Item 3. PUBLIC QUESTION TIME

Item 4. ANNOUNCEMENTS FROM THE PRESIDING MEMBER

Item 5. DEPUTATIONS / PRESENTATIONS / SUBMISSIONS / PETITIONS

Item 6. APPLICATION/S FOR LEAVE OF ABSENCE

Item 7. CONFIRMATION OF MINUTES

7.1 CONFIRMATION OF THE MINUTES OF THE ORDINARY MEETING OF COUNCIL HELD ON WEDNESDAY, 24 MAY 2023.

OFFICER RECOMMENDATION:

1. That the Minutes of the Ordinary Meeting of Council held on Wednesday, 24 May 2023 be CONFIRMED as a true and correct record of the proceedings.

Item 8. MATTERS FOR WHICH MEETING MAY BE CLOSED

Item 9. REPORTS OF OFFICERS AND COMMITTEES

9.1 GOVERNANCE

9.1.1 SPECIAL COUNCIL MEETING CANCELLATION – 12 JULY 2023

| | |
|--|---|
| FILE REFERENCE: | A1.2 |
| REPORT DATE: | 15 June 2023 |
| APPLICANT/PROPONENT: | |
| OFFICER DISCLOSURE OF INTEREST: | Nil |
| PREVIOUS MEETING REFERENCES: | Nil |
| AUTHOR: | Stuart Taylor – Chief Executive Officer |
| ATTACHMENTS: | Nil |

PURPOSE OF REPORT:

That Council cancel the Special Council Meeting to be held on 12 July 2023 and give local public notice in accordance with Section 1.7 of the Local Government Act, 1995.

BACKGROUND:

Council previously approved Special Council Meeting to be conducted 12 July 2023 to consider and adopt 2023/24 budget. This meeting was advertised to the public in accordance with Section 1.7 of Local Government Act 1995.

COMMENT:

Council has been provided notification that the 2023/24 budget is scheduled to be presented and adopted at the Ordinary Council Meeting to be held on 26 July 2023. This means that Special Meeting of Council previously adopted and advertised is not required.

POLICY REQUIREMENTS:

There are no known policy requirements in relation to this item.

LEGISLATIVE REQUIREMENTS:

Shire of Wongan-Ballidu Local Law 2000

STRATEGIC IMPLICATIONS:

There are no known strategic requirements in relation to this item.

SUSTAINABILITY IMPLICATIONS:

- **Environment**
There are no known environmental implications associated with this item.
- **Economic**
There are no known economic implications associated with this proposal.
- **Social**
There are no known social implications associated with this item.

FINANCIAL IMPLICATIONS:

There are no known financial implications in relation to this item.

VOTING REQUIREMENTS:

ABSOLUTE MAJORITY REQUIRED: No

STAFF RECOMMENDATION:

That Council;

1. APPROVE the cancellation of Special Council Meeting to be held on 12 July 2023, and give local public notice of this change in accordance with Section 1.7 of the Local Government Act, 1995.

9.2 ADMINISTRATION & FINANCIAL SERVICES

9.2.1 ACCOUNTS SUBMITTED FOR MAY 2023

| | |
|--|---|
| FILE REFERENCE: | F1.4 |
| REPORT DATE: | 23 June 2023 |
| APPLICANT/PROPONENT: | N/A |
| OFFICER DISCLOSURE OF INTEREST: | Nil |
| PREVIOUS MEETING REFERENCES: | Nil |
| AUTHOR: | Sam Dolzadelli - Deputy Chief Executive Officer |
| ATTACHMENTS: | 9.2.1 Accounts May 2023 |

PURPOSE OF REPORT:

That the accounts as submitted be received.

BACKGROUND:

This information is provided to the Council on a monthly basis in accordance with provisions of the *Local Government Act 1995* and Local Government (Financial Management) Regulations 1996.

COMMENT:

Refer to attachment.

POLICY REQUIREMENTS:

There are no known policy requirements related to this item.

LEGISLATIVE REQUIREMENTS:

Local Government (Financial Management) Regulations 1996 Sections 12 & 13 require the attached reports to be presented to Council.

Lists of Accounts

Section 6.10 of the *Local Government Act 1995* regulation 12 of the Financial Management Regulations (FMR's) requires a list of accounts paid for the month, and where the Council has delegated the payment of these accounts to the CEO under regulation 13 there must be a list of accounts paid, and the listing shall disclose the following:

- The payee's name
- The amount of the payment
- The date of the payment
- The fund from which it is paid; and
- Sufficient information to identify the transaction.

STRATEGIC IMPLICATIONS:

There are no strategic implications in relation to this item.

SUSTAINABILITY IMPLICATIONS:

➤ **Environment**

There are no known environmental impacts associated with this proposal.

➤ **Economic**

There are no known economic impacts associated with this proposal.

➤ **Social**

There are no known social implications associated with this proposal.

FINANCIAL IMPLICATIONS:

All payments are within the confines of Councils adopted budget. There have been no other material outstanding creditors since the cheques were prepared.

VOTING REQUIREMENTS:

ABSOLUTE MAJORITY REQUIRED: No

OFFICER RECOMMENDATION:

That the accounts submitted from 01 May 2023 to 31 May 2023 totalling \$ 1,174,282.33 having been checked and certified in accordance with the requirements of the Financial Management Regulations 12 be received, as shown on the summary of accounts paid schedule and the payroll EFT batches.

LIST OF ACCOUNTS DUE & SUBMITTED TO COUNCIL 1ST MAY 2023 TO 31ST MAY 2023

| Chq/EFT | Date | Name | Description | Amount |
|----------------|-------------|---|---|------------------|
| EFT24633 | 03/05/2023 | WESTPAC BANKING CORPORATION | WAGES PPE 02.05.2023 | -67068.64 |
| EFT24634 | 03/05/2023 | AUSTRALIAN SERVICES UNION | PAYROLL DEDUCTIONS | -25.90 |
| EFT24635 | 03/05/2023 | IOU SOCIAL CLUB | PAYROLL DEDUCTIONS | -290.00 |
| EFT24636 | 04/05/2023 | BOEKEMAN NOMINEES PTY LTD | | -773.20 |
| | 11/04/2023 | BOEKEMAN NOMINEES PTY LTD | TRANSMISSION OIL - 20L FOR PTR9 | 565.29 |
| | 17/04/2023 | BOEKEMAN NOMINEES PTY LTD | SUPPLY HEADLAMP ASSY FOR WB030 | 207.91 |
| EFT24637 | 04/05/2023 | NUTRIEN AG SOLUTIONS LTD | SUPPLY CHEMICALS FOR TOWN SPRAYING | -1468.83 |
| EFT24638 | 04/05/2023 | OFFICEWORKS BUSINESS DIRECT | | -726.27 |
| | 18/04/2023 | OFFICEWORKS BUSINESS DIRECT | STATIONERY ORDER FOR CRC | 117.74 |
| | 20/04/2023 | OFFICEWORKS BUSINESS DIRECT | STATIONARY ORDER FOR SHIRE ADMINISTRATION | 273.58 |
| | 24/04/2023 | OFFICEWORKS BUSINESS DIRECT | WHITEBOARD - MEDICAL CENTRE | 334.95 |
| EFT24639 | 04/05/2023 | WHEATBELT FURNITURE AND HOMEWARES | ANZAC DAY WREATH | -145.00 |
| EFT24640 | 04/05/2023 | WESTERN AUSTRALIAN LOCAL GOVERNMENT ASSOCIATION (WALGA) | DELIVERY OF TEMPORARY SPEED SIGNS - NRSW 2023 - GRANT FUNDED | -225.00 |
| EFT24641 | 04/05/2023 | WALLIS COMPUTER SOLUTIONS | MANAGED SERVICE AGREEMENT - CODE SIGNATURES FOR OFFICE 365 | -90.20 |
| EFT24642 | 04/05/2023 | WONGAN HILLS NEWSAGENCY | STATIONERY & NEWSPAPERS SUPPLIES FOR APRIL | -135.49 |
| EFT24643 | 04/05/2023 | RBC RURAL | SUPPLY PHOTOCOPIER TONER FOR CRC ADMIN | -203.40 |
| EFT24644 | 04/05/2023 | WONGAN HILLS HARDWARE | | -1801.12 |
| | 29/04/2023 | WONGAN HILLS HARDWARE | WORKS ACCOUNT FOR APRIL 2023 | 1407.40 |
| | 30/04/2023 | WONGAN HILLS HARDWARE | BUILDING ACCOUNT FOR APRIL 2023 | 393.72 |
| EFT24645 | 04/05/2023 | TEAM GLOBAL EXPRESS PTY LTD | | -286.40 |
| | 02/04/2023 | TEAM GLOBAL EXPRESS PTY LTD | FREIGHT EX MAXIPARTS, GROENEVELD & RBC RURAL | 203.26 |
| | 09/04/2023 | TEAM GLOBAL EXPRESS PTY LTD | FREIGHT EX HERSEY'S SAFETY & MAXIPARTS | 45.46 |
| | 23/04/2023 | TEAM GLOBAL EXPRESS PTY LTD | FREIGHT CHARGES EX RBC RURAL | 18.00 |
| | 23/04/2023 | TEAM GLOBAL EXPRESS PTY LTD | LIBRARY FREIGHT CHARGES | 19.68 |
| EFT24646 | 04/05/2023 | LOCK, STOCK & FARRELL | KEYS FOR VARIOUS SHIRE BUILDINGS | -987.50 |
| EFT24647 | 04/05/2023 | WONGAN HILLS ROTARY CLUB | PROVISION OF BBQ, FOOD AND DRINKS FOR NRSW 2023 EVENT - 20 MAY 2023 - GRANT FUNDED | -600.00 |
| EFT24648 | 04/05/2023 | KLEEN WEST DISTRIBUTORS | SUPPLY AND DELIVER CLEANING PRODUCTS FOR VARIOUS SHIRE BUILDINGS | -859.98 |
| EFT24649 | 04/05/2023 | TKB MECHANICAL | FIT WINDSCREEN FOR GRADER PG16 | -325.65 |
| EFT24650 | 04/05/2023 | GREAT SOUTHERN FUEL SUPPLIES | APRIL UNLEADED SUPPLY FOR PUT77 | -716.98 |
| EFT24651 | 04/05/2023 | BP AUSTRALIA | UNLEADED FUEL FOR CEO | -531.21 |
| EFT24652 | 04/05/2023 | FEGAN BUILDING SURVEYING | BUILDING SURVEYING FOR 4 DWELLINGS LOCATED AT 16 & 18 SHIELDS CRESCENT WONGAN HILLS | -440.00 |
| EFT24653 | 04/05/2023 | KRISTIE FREARSON | UNIFORM REFUND AS PER SUPPORTING TAX INVOICE RECEIVED | -244.98 |
| EFT24654 | 04/05/2023 | RACHAEL WATERS | UNIFORM REFUND AS PER SUPPORTING INVOICE | -199.98 |
| EFT24655 | 04/05/2023 | AC HEALTHCARE PTY LTD | MEDICAL CENTRE OPERATING SUBSIDY PAYMENT FOR MAY 2023 | -21083.33 |
| EFT24656 | 04/05/2023 | TRACTUS AUSTRALIA | | -8806.00 |

| LIST OF ACCOUNTS DUE & SUBMITTED TO COUNCIL 1ST MAY 2023 TO 31ST MAY 2023 | | | | |
|---|------------|-------------------------------|--|------------------|
| | 10/03/2023 | TRACTUS AUSTRALIA | SUPPLY 4 X LITHIUM IRON PHOSPHATE BATTERIES FOR P&G | 608.00 |
| | 13/03/2023 | TRACTUS AUSTRALIA | SUPPLY, FIT & DISPOSAL OF TYRES FOR COMMUNITY BUS | 830.00 |
| | 13/03/2023 | TRACTUS AUSTRALIA | SUPPLY O RING, SEAL, STRIP & FIT TYRE FOR VOLVO LOADER | 70.00 |
| | 13/03/2023 | TRACTUS AUSTRALIA | SUPPLY TYRE, O RING, SEAL, STRIP & FIT TYRE FOR VOLVO LOADER | 3091.00 |
| | 13/03/2023 | TRACTUS AUSTRALIA | SUPPLY 2 X TYRES, STRIP, FIT, BALANCE, WHEEL ALIGNMENT & DISPOSAL FOR PUT74 HILUX | 639.00 |
| | 24/03/2023 | TRACTUS AUSTRALIA | SUPPLY, O RING, SEAL, STRIP & DISPOSAL FOR VOLVO LOADER | 3091.00 |
| | 27/03/2023 | TRACTUS AUSTRALIA | SUPPLY, STRIP, FIT & DISPOSAL FOR PTRL26 | 429.00 |
| | 29/03/2023 | TRACTUS AUSTRALIA | SUPPLY, STRIP & FIT SMALL TYRE FOR FORKLIFT | 48.00 |
| EFT24657 | 04/05/2023 | CLINIPATH PATHOLOGY | DRUG & ALCOHOL SCREENING | -40.00 |
| EFT24658 | 04/05/2023 | NEXUS COMMUNICATIONS SYSTEMS | 12 MONTHLY SECURITY SYSTEM MAINTENANCE IN THE WONGAN HILLS CRC | -1001.00 |
| EFT24659 | 04/05/2023 | WESTERN IRRIGATION | BOWLING GREEN IRRIGATION DESIGN | -1650.00 |
| EFT24660 | 04/05/2023 | OFFICE OF THE AUDITOR GENERAL | FINAL AUDIT 30/06/2022 | -32010.00 |
| EFT24661 | 04/05/2023 | MAXIPARTS OPERATIONS PTY LTD | | -3656.87 |
| | 21/03/2023 | MAXIPARTS OPERATIONS PTY LTD | AIR BRAKE VALVE, STEMCO GREASE SEAL, KIT FILTER MACK, CABIN FILTER TO SUIT VOLVO, AIR VALVE HT CONTROL, DESICCANT CARTRIDGE, HYDRAULIC FILTER, ADBLUE FILTER - VARIOUS PLANT | 1783.17 |
| | 29/03/2023 | MAXIPARTS OPERATIONS PTY LTD | MAXUS BATTERY, HENDRICKSON SPRING AIR, SPRING BRAKE CHAMBER - PG16, PTK33 & PTK35 | 1731.67 |
| | 29/03/2023 | MAXIPARTS OPERATIONS PTY LTD | HOSE BARB MALE RUN, TEE STREET 3/8 MALE/FEMALE, HOSE CLAMP 16MM - 27MM - PTRL14 | 133.48 |
| | 04/04/2023 | MAXIPARTS OPERATIONS PTY LTD | HOSE CALMP 16MM-27MM SUNDRY PLANT PSP3 | 8.55 |
| EFT24662 | 04/05/2023 | MJB INDUSTRIES PTY LTD | SUPPLY 2400 X 1200 X 750 BOX CULVERT - B0003 BALLIDU EAST ROAD | -31797.15 |
| EFT24663 | 04/05/2023 | BRICKMART (WA) | | -61051.62 |
| | 26/04/2023 | BRICKMART (WA) | PAVING FROM THE NEW BOWLING GREEN | 19728.50 |
| | 26/04/2023 | BRICKMART (WA) | PAVING FROM THE NEW BOWLING GREEN | 13255.12 |
| | 01/05/2023 | BRICKMART (WA) | BOWLING GREEN FENCING - BRICKMART | 28068.00 |
| EFT24664 | 04/05/2023 | RURAL RANGER SERVICES | RANGER SERVICES FROM 18/04/23 TO 28/04/23 | -1934.46 |
| EFT24665 | 04/05/2023 | RING CENTRAL AUSTRALIA | | -1319.13 |
| | 27/04/2023 | RING CENTRAL AUSTRALIA | MEDICAL CENTRE TELEPHONE ACCOUNT 26/04/2023 TO 25/05/2023 - RECOVERABLE | 341.57 |
| | 28/04/2023 | RING CENTRAL AUSTRALIA | SHIRE & CRC PHONE ACCOUNT | 977.56 |
| EFT24666 | 12/05/2023 | IXOM OPERATIONS PTY LTD | | -1623.47 |
| | 01/05/2023 | IXOM OPERATIONS PTY LTD | CHLORINE GAS CYLINDER - SWIMMING POOL & PARKS/GARDENS | 1027.40 |
| | 01/05/2023 | IXOM OPERATIONS PTY LTD | SERVICE FEE FOR CHLORINE - MARCH ACCOUNT | 297.35 |

| LIST OF ACCOUNTS DUE & SUBMITTED TO COUNCIL 1ST MAY 2023 TO 31ST MAY 2023 | | | | |
|---|------------|------------------------------------|---|------------------|
| | 01/05/2023 | IXOM OPERATIONS PTY LTD | SERVICE FEE FOR CHLORINE - APRIL ACCOUNT | 298.72 |
| EFT24667 | 12/05/2023 | IT VISION AUSTRALIA PTY LTD | | -693.00 |
| | 01/05/2023 | IT VISION AUSTRALIA PTY LTD | BULK UPDATE OF DEPRECIATION RATES IN ASSET SYSTEM AFTER REVALUATION | 415.80 |
| | 01/05/2023 | IT VISION AUSTRALIA PTY LTD | UPDATE TO PAYSリップ TEMPLATE DUE TO NEW STATE IR REQUIREMENTS | 277.20 |
| EFT24668 | 12/05/2023 | MCLEODS BARRISTERS & SOLICITORS | LEGAL ADVICE FOR A1405 - 7 DANUBIN ST | -4428.20 |
| EFT24669 | 12/05/2023 | DUN DIRECT PTY LTD | FUEL ACCOUNT FOR APRIL 2023 | -25006.64 |
| EFT24670 | 12/05/2023 | BLACKWELL PLUMBING & GAS PTY LTD | | -2994.20 |
| | 01/05/2023 | BLACKWELL PLUMBING & GAS PTY LTD | REPLACEMENT OF HOT WATER SYSTEM FOR 27C QUINLIN ST, WONGAN HILLS | 1899.70 |
| | 02/05/2023 | BLACKWELL PLUMBING & GAS PTY LTD | REPLACEMENT OF TOILET SUITE AT COMMUNITY PARK - VANDALISM | 1094.50 |
| EFT24671 | 12/05/2023 | BUSSELTON ADVANCED DRIVER TRAINING | ADDITIONAL FEE FOR HR COURSE - WORKS STAFF | -100.00 |
| EFT24672 | 12/05/2023 | BRICKMART (WA) | RETAINING WALL FOR THE NEW BOWLING GREEN | -10849.30 |
| EFT24673 | 12/05/2023 | LG BEST PRACTICES PTY LTD | RATES SERVICES PROVIDED | -2846.25 |
| EFT24674 | 17/05/2023 | WESTPAC BANKING CORPORATION | WAGES PPE 16.05.2023 | -66474.00 |
| EFT24675 | 17/05/2023 | AUSTRALIAN SERVICES UNION | PAYROLL DEDUCTIONS | -25.90 |
| EFT24676 | 17/05/2023 | IOU SOCIAL CLUB | PAYROLL DEDUCTIONS | -290.00 |
| EFT24677 | 18/05/2023 | LANDGATE | | -456.15 |
| | 27/04/2023 | LANDGATE | RATES ADMINISTRATION | 42.15 |
| | 11/05/2023 | LANDGATE | RATES ADMINISTRATION | 414.00 |
| EFT24678 | 18/05/2023 | JASON SIGNMAKERS | SIGNS FOR DOWERIN KALANNIE ROAD | -1210.51 |
| EFT24679 | 18/05/2023 | WALLIS COMPUTER SOLUTIONS | | -924.00 |
| | 12/04/2023 | WALLIS COMPUTER SOLUTIONS | 2 DOCKING STATIONS CSO-A | 836.00 |
| | 08/05/2023 | WALLIS COMPUTER SOLUTIONS | RENEW DOMAIN NAME FOR WONGAN MEDICAL | 88.00 |
| EFT24680 | 18/05/2023 | WESTRAC EQUIPMENT PTY LTD | | -685.48 |
| | 02/05/2023 | WESTRAC EQUIPMENT PTY LTD | INSURANCE CLAIM - SUPPLY 1 X GASKET FOR PROL16, SUPPLY 2 X ELEMENT FOR PG18, SUPPLY 3 X FILTERS FOR PG16, SUPPLY 1 X FILTER FOR PG16, SUPPLY 2 X FILTERS FOR PG17, SUPPLY 1 X LUBE FILTER FOR PG16, SUPPLY WASHER, BOLT & BEARING FOR ROLLER PROL15 | 661.68 |
| | 03/05/2023 | WESTRAC EQUIPMENT PTY LTD | SUPPLY FILM-CAT FOR ROLLER | 23.80 |
| EFT24681 | 18/05/2023 | T A MATTHEWS ELECTRICAL SERVICES | | -711.37 |
| | 16/05/2023 | T A MATTHEWS ELECTRICAL SERVICES | REPLACEMENT AND REPAIRS TO LIGHT SWITCH, LIGHT GLOBES AT 27D QUINLAN ST UNITS. | 105.60 |
| | 16/05/2023 | T A MATTHEWS ELECTRICAL SERVICES | REPLACEMENT AND REPAIRS TO LIGHT SWITCH, LIGHT GLOBES AT 27B QUINLAN ST UNITS. | 202.07 |
| | 16/05/2023 | T A MATTHEWS ELECTRICAL SERVICES | REPLACEMENT AND REPAIRS TO LIGHT SWITCH, LIGHT GLOBES AT 27C QUINLAN ST UNITS. | 105.60 |
| | 16/05/2023 | T A MATTHEWS ELECTRICAL SERVICES | REPLACEMENT AND REPAIRS TO LIGHT SWITCH, LIGHT GLOBES AT 27A QUINLAN ST UNITS. | 298.10 |
| EFT24682 | 18/05/2023 | ST JAMES CONVEYANCING | SALE OF LAND CONVEYANCING - LOT 713- 8 SHIELDS CRESCENT | -1518.67 |

| LIST OF ACCOUNTS DUE & SUBMITTED TO COUNCIL 1ST MAY 2023 TO 31ST MAY 2023 | | | | |
|---|------------|--|---|-----------------|
| EFT24683 | 18/05/2023 | SYNERGY | STREET LIGHTING 25/03/23 TO 24/4/23 | -4414.59 |
| EFT24684 | 18/05/2023 | GLENVAR PASTORAL CO. | GRAVEL PURCHASE FOR APRIL 2023 | -772.20 |
| EFT24685 | 18/05/2023 | TEAM GLOBAL EXPRESS PTY LTD | | -114.37 |
| | 30/04/2023 | TEAM GLOBAL EXPRESS PTY LTD | FREIGHT CHARGES FOR PATH WEST, MAXIPARTS & RBC RURAL | 48.81 |
| | 07/05/2023 | TEAM GLOBAL EXPRESS PTY LTD | FREIGHT CHARGES EX MAXIPARTS, WESTRAC & RBC RURAL | 65.56 |
| EFT24686 | 18/05/2023 | LOCK, STOCK & FARRELL | PADLOCKS X 5 FOR DEPOT | -487.50 |
| EFT24687 | 18/05/2023 | SPECIALE SMASH REPAIRS | INSURANCE EXCESS FOR J0886 - (VMAFS - WB02) | -300.00 |
| EFT24688 | 18/05/2023 | IP CAMERAS AUSTRALIA PTY LTD | 1X REPLACEMENT BATTERY FOR SKATE PARK EAST CCTV | -221.00 |
| EFT24689 | 18/05/2023 | WONGAN HILLS HOTEL | COUNCILLOR MEALS FOR COUNCIL MEETING HELD IN APRIL 2023 | -451.48 |
| EFT24690 | 18/05/2023 | DAVE WATSON CONTRACTING PTY.LTD | | -1595.00 |
| | 11/05/2023 | DAVE WATSON CONTRACTING PTY.LTD | TREE PRUNING BOOTH STREET | 742.50 |
| | 15/05/2023 | DAVE WATSON CONTRACTING PTY.LTD | TREE PRUNING IN BALLIDU AND BURAKIN | 852.50 |
| EFT24691 | 18/05/2023 | INTEGRATED ICT - A MARKET CREATIONS COMPANY | | -865.92 |
| | 30/04/2023 | INTEGRATED ICT - A MARKET CREATIONS COMPANY | OFFICE 365 FOR MEDICAL CENTRE | 145.20 |
| | 30/04/2023 | INTEGRATED ICT - A MARKET CREATIONS COMPANY | MANAGE BACK UP SERVICES | 720.72 |
| EFT24692 | 18/05/2023 | FEGAN BUILDING SURVEYING | | -1639.00 |
| | 03/05/2023 | FEGAN BUILDING SURVEYING | BUILDING SURVEYING FOR LOT 50 KING ST CADOUX | 330.00 |
| | 10/05/2023 | FEGAN BUILDING SURVEYING | BUILDING SURVEYING FOR 149 MANMANNING ROAD & 759 ACKLAND STREET | 1089.00 |
| | 11/05/2023 | FEGAN BUILDING SURVEYING | BUILDING SURVEYING FOR 1 SADLER ROAD WONGAN HILLS | 220.00 |
| EFT24693 | 18/05/2023 | PW GEE WELDING SERVICES | SUPPLY FLAT BARS FOR HILUX PUT78 WB030 | -251.28 |
| EFT24694 | 18/05/2023 | JB HI-FI GROUP PTY LTD | CANON PIXMA HOME MG 3660 - ALL IN ONE PRINTER | -88.49 |
| EFT24695 | 18/05/2023 | DOWERIN REFRIGERATION & AIR CONDITIONING SERVICES | AIR CONDITIONING REPAIRS AND REPLACE PCB BOARD AT CRC - INSURANCE CLAIM | -2510.09 |
| EFT24696 | 18/05/2023 | DEPT OF PLANNING, LANDS & HERITAGE | LEASE RENT FOR MAY 2023 | -45.84 |
| EFT24697 | 18/05/2023 | TRACTUS AUSTRALIA | | -2262.00 |
| | 24/04/2023 | TRACTUS AUSTRALIA | SUPPLY AND FIT TRUCK TYRE | 455.00 |
| | 26/04/2023 | TRACTUS AUSTRALIA | SUPPLY AND FIT 4 X TYRES FOR PTK38 | 1600.00 |
| | 26/04/2023 | TRACTUS AUSTRALIA | SUPPLY AND FIT NEW TYRE FOR PSP4 | 137.00 |
| | 28/04/2023 | TRACTUS AUSTRALIA | SUPPLY ORING AND SEAL FOR GRADER PG16 | 70.00 |
| EFT24698 | 18/05/2023 | REDFISH TECHNOLOGIES PTY LTD | ZOOM LICENCES - 4TH MAY 2023 TO 4TH MAY 2024 | -976.80 |
| EFT24699 | 18/05/2023 | MORTLOCK ELECTRICAL PTY LTD | INSTALL AIRCON UNIT AT NEW BOWLING GREEN | -440.00 |
| EFT24700 | 18/05/2023 | MAXIPARTS OPERATIONS PTY LTD | | -1834.14 |
| | 20/04/2023 | MAXIPARTS OPERATIONS PTY LTD | SUPPLY RF50 MANUAL SAFETY DEVICE FOR MACK TRUCK | 229.82 |
| | 02/05/2023 | MAXIPARTS OPERATIONS PTY LTD | SUPPLY 2 X LUBE FILTER SPIN ON FULL FLOW FOR PSP3 | 85.34 |

| LIST OF ACCOUNTS DUE & SUBMITTED TO COUNCIL 1ST MAY 2023 TO 31ST MAY 2023 | | | | |
|---|------------|---|---|-------------------|
| | 09/05/2023 | MAXIPARTS OPERATIONS PTY LTD | SUPPLY 1 X KIT FILTER FOR MACK TRUCK, SUPPLY 10 X RADIUS ROD BUSH TAPER FOR PTRL25, SUPPLY 6 X TAPERED EQUALISER BUSH FOR PTRL25, SUPPLY 2 X EQUALISER PIN FOR PTRL25 | 464.20 |
| | 11/05/2023 | MAXIPARTS OPERATIONS PTY LTD | SUPPLY PROJECTA INTELLI-START JUMP STARTER FOR MISC EQUIPMENT | 1054.78 |
| EFT24701 | 18/05/2023 | SEEK LIMITED | CSO - CRC JOB AD - SEEK 03/05/2023 | -434.50 |
| EFT24702 | 18/05/2023 | GREEN PLANET GRASS | PROGRESS PAYMENT. RFT 01/2022 - CONSTRUCTION OF NEW 40M X 40M SAND INFILLED BOWLING GREEN INCLUDING PRELIMINARIES, EARTHWORKS, RETAINING WALLS RELATING TO CONSTRUCTION OF BOWLING GREEN AND BOWLING GREEN AS PER TENDER DOCUMENT RECEIVED 22 JULY 2022 | -61772.00 |
| EFT24703 | 18/05/2023 | RURAL RANGER SERVICES | RANGER SERVICES FROM 02/05/23 TO 08/05/23 | -1021.68 |
| EFT24704 | 18/05/2023 | BRESLAND FARMING | GRAVEL PURCHASE FOR APRIL 2023 | -217.80 |
| EFT24705 | 18/05/2023 | MARTIN JAINE SCULPTURES PTY LTD | ROAD SAFETY BENCH SEAT - NRSW 2023 - GRANT FUNDED | -1795.00 |
| EFT24706 | 18/05/2023 | TESLA MOTORS AUSTRALIA PTY LTD | SUPPLY NEW Y MODEL SEDAN INCL GST & LICENCING | -106559.20 |
| EFT24707 | 31/05/2023 | AVON WASTE | DOMESTIC & COMMERCIAL COLLECTION FOR WONGAN HILLS & BALLIDU | -11244.84 |
| EFT24708 | 31/05/2023 | WONGAN HILLS IGA PLUS LIQUOR | REFRESHMENTS FOR SHIRE ADMINISTRATION | -1009.48 |
| EFT24709 | 31/05/2023 | DEPARTMENT OF FIRE & EMERGENCY SERVICES | 2022/23 ESL QTY 4 CONTRIBUTION | -9575.23 |
| EFT24710 | 31/05/2023 | MCINTOSH & SON | SUPPLY CRIMPS AND HYD HOSE FOR PTRL13 | -488.00 |
| EFT24711 | 31/05/2023 | STAR TRACK EXPRESS PTY LTD | FREIGHT EX JASON SIGNMAKERS | -235.95 |
| EFT24712 | 31/05/2023 | WATER CORPORATION | | -37264.34 |
| | 02/05/2023 | WATER CORPORATION | SEWERAGE CHARGE FOR THE TENNIS COURTS AT DEPOT ROAD WONGAN HILLS | 71.11 |
| | 09/05/2023 | WATER CORPORATION | SERVICE CHARGE FOR WONGAN HILLS AREODROME | 48.96 |
| | 09/05/2023 | WATER CORPORATION | CONSUMPTION FOR STANDPIPE AT PODMORE ROAD KOORDA-BUNTINE | 30.77 |
| | 10/05/2023 | WATER CORPORATION | CONSUMPTION FOR ALPHA TOILETS BALLIDU | 847.49 |
| | 10/05/2023 | WATER CORPORATION | CONSUMPTION FOR BUNYIP PARK BALLIDU | 111.88 |
| | 10/05/2023 | WATER CORPORATION | CONSUMPTION, SERVICE & SEWERAGE CHARGE FOR 49 QUINLAN ST WONGAN HILLS | 310.28 |
| | 10/05/2023 | WATER CORPORATION | CONSUMPTION, SERVICE & SEWERAGE CHARGE FOR 8 ELLIS STREET WONGAN HILLS | 863.50 |
| | 10/05/2023 | WATER CORPORATION | CONSUMPTION, SERVICE & SEWERAGE CHARGE FOR 14 ELLIS STREET WONGAN HILLS | 412.28 |
| | 10/05/2023 | WATER CORPORATION | SERVIC & SEWERAGE CHARGE FOR 42 MITCHELL ST WONGAN HILLS | 255.03 |
| | 10/05/2023 | WATER CORPORATION | FIRE CHARGE FOR BALLIDU HALL | 48.96 |
| | 10/05/2023 | WATER CORPORATION | CONSUMPTION, SERVICE & SEWERAGE CHARGE FOR 16 MOORE ST WONGAN HILLS | 338.82 |

| LIST OF ACCOUNTS DUE & SUBMITTED TO COUNCIL 1ST MAY 2023 TO 31ST MAY 2023 | | | | |
|---|------------|-------------------|---|---------|
| | 10/05/2023 | WATER CORPORATION | SERVICE CHARGE FOR STANDPIPE AT BALLIDU SOUTH EAST ROAD | 195.86 |
| | 11/05/2023 | WATER CORPORATION | CONSUMPTION & SEWERAGE CHARGE FOR WONGAN HILLS MUSEUM | 115.86 |
| | 11/05/2023 | WATER CORPORATION | CONSUMPTION CHARGE FOR RAILWAY CENTRE/STORAGE SHED | 19.58 |
| | 11/05/2023 | WATER CORPORATION | CONSUMPTION CHARGE FOR FENTON ST MEDIAN STRIP | 2492.13 |
| | 11/05/2023 | WATER CORPORATION | SERVICE CHARGE FOR 151 NINAN ST | 46.08 |
| | 11/05/2023 | WATER CORPORATION | CONSUMPTION CHARGE FOR SWIMMING POOL COMPLEX | 4693.37 |
| | 11/05/2023 | WATER CORPORATION | WONGAN HILLS RECREATION COMPLEX | 559.40 |
| | 11/05/2023 | WATER CORPORATION | CONSUMPTION & SEWERAGE CHARGE FOR MEDICAL CENTRE | 251.60 |
| | 11/05/2023 | WATER CORPORATION | CONSUMPTION & SERVICE CHARGE FOR STANDPIPE AT DEPOT ROAD WONGAN HILLS | 5570.65 |
| | 11/05/2023 | WATER CORPORATION | CONSUMPTION, SEWERAGE & FIRE CHARGE FOR DEPOT OFFICE | 592.76 |
| | 11/05/2023 | WATER CORPORATION | CONSUMPTION & FIRE CHARGE FOR STANDPIPE AT GABALONG EAST ROAD | 118.89 |
| | 11/05/2023 | WATER CORPORATION | SEWERAGE CHARGE FOR OLD TENNIS CLUBS WONGAN HILLS | 114.55 |
| | 11/05/2023 | WATER CORPORATION | FIRE SERVICE CHARGE FOR CRC BUILDING | 48.96 |
| | 11/05/2023 | WATER CORPORATION | SEWERAGE CHARGE FOR COMMUNITY GARDEN | 114.55 |
| | 11/05/2023 | WATER CORPORATION | CONSUMPTION, SEWERAGE & FIRE CHARGE FOR CRC BUILDING UTILITIES | 384.01 |
| | 12/05/2023 | WATER CORPORATION | CONSUMPTION & SEWERAGE CHARGE FOR COMMUNITY PARK | 230.72 |
| | 12/05/2023 | WATER CORPORATION | CONSUMPTION CHARGE FOR FENTON ST COMMUNITY PARK | 1197.12 |
| | 12/05/2023 | WATER CORPORATION | CONSUMPTION & SEWERAGE CHARGE FOR ADMINISTRATION OFFICE | 857.71 |
| | 12/05/2023 | WATER CORPORATION | CONSUMPTION & SEWERAGE CHARGE FOR CIVIC CENTRE | 2184.06 |
| | 12/05/2023 | WATER CORPORATION | CONSUMPTION CHARGE FOR RECYCLING AREA | 246.14 |
| | 12/05/2023 | WATER CORPORATION | CONSUMPTION, SERVICE & SEWERAGE CHARGE FOR UNIT 1/20 STICKLAND ST, WONGAN HILLS | 799.36 |
| | 12/05/2023 | WATER CORPORATION | SERVICE CHARGE FOR 162 DANUBIN ST WONGAN HILLS | 46.08 |
| | 12/05/2023 | WATER CORPORATION | CONSUMPTION CHARGE FOR WONGAN HILLS CEMETERY | 475.49 |
| | 12/05/2023 | WATER CORPORATION | CONSUMPTION, SERVICE & SEWERAGE CHARGE FOR 2A PATTERSON ST WONGAN HILLS (RECOVERABLE) | 281.70 |
| | 12/05/2023 | WATER CORPORATION | SERVICE & SEWERAGE CHARGE FOR 2B PATTERSON STREET WONGAN HILLS | 255.03 |
| | 12/05/2023 | WATER CORPORATION | CONSUMPTION CHARGE FOR CADOUX KINDERGARDEN ON GRIMMETT STREET | 61.53 |
| | 12/05/2023 | WATER CORPORATION | SERVICE & SEWERAGE CHARGE FOR 27A QUINLAN STREET WONGAN HILLS | 255.03 |
| | 12/05/2023 | WATER CORPORATION | SERVICE & SEWERAGE CHARGE FOR 27B QUINLAN STREET, WONGAN HILLS | 255.03 |
| | 12/05/2023 | WATER CORPORATION | CONSUMPTION, SERVICE & SEWERAGE CHARGE FOR 27C QUINLAN ST WONGAN HILLS (RECOVERABLE) | 277.89 |

| LIST OF ACCOUNTS DUE & SUBMITTED TO COUNCIL 1ST MAY 2023 TO 31ST MAY 2023 | | | | |
|---|------------|--|--|-----------------|
| | 12/05/2023 | WATER CORPORATION | SERVICE & SEWERAGE CHARGE FOR 27D QUINLAN STREET WONGAN HILLS | 255.03 |
| | 12/05/2023 | WATER CORPORATION | CONSUMPTION & SERVICE CHARGE FOR QUINLAN STREET GARDENS | 924.98 |
| | 12/05/2023 | WATER CORPORATION | CONSUMPTION CHARGE FOR CADOUX TOILETS AT KING STREET | 106.29 |
| | 12/05/2023 | WATER CORPORATION | SERVICE & SEWERAGE CHARGE FOR 31A QUINLAN STEET, WONGAN HILLS | 255.03 |
| | 12/05/2023 | WATER CORPORATION | CONSUMPTION, SERVICE & SEWERAGE CHARGE FOR 31B QUINLAN STREET WONGAN HILLS | 296.94 |
| | 12/05/2023 | WATER CORPORATION | SERVICE CHARGE FOR CADOUX STANDPIPE | 306.03 |
| | 15/05/2023 | WATER CORPORATION | SEWERAGE CHARGE FOR 3 STICKLAND ST WONGAN HILLS | 158.00 |
| | 15/05/2023 | WATER CORPORATION | SEWERAGE CHARGE FOR 5 JOHNSTON ST WONGAN HILLS (ELIZABETH TELFER CENTRE) | 92.83 |
| | 15/05/2023 | WATER CORPORATION | CONSUMPTIO, SERVICE & SEWERAGE CHARGE FOR 11 WANDOO CRESCENT WONGAN HILLS | 412.45 |
| | 15/05/2023 | WATER CORPORATION | CONSUMPTION, SERVICE & SEWERAGE CHARGE FOR 7 WANDOO CRESCENT WONGAN HILLS | 463.49 |
| | 15/05/2023 | WATER CORPORATION | CONSUMPTION, SERVICE & SEWERAGE CHARGE FOR 30 WANDOO CRESCENT WONGAN HILLS | 354.05 |
| | 15/05/2023 | WATER CORPORATION | SERVICE CHARGES FOR BURAKIN STANDPIPE | 306.03 |
| | 15/05/2023 | WATER CORPORATION | CONSUMPTION & SERVICE CHARGE FOR KIRWAN STANDPIPE | 7252.97 |
| EFT24713 | 31/05/2023 | WCS CONCRETE | CLEAR TREES AND BUSH FROM SHIELDS CRS WONGAN HILLS | -3322.00 |
| EFT24714 | 31/05/2023 | WONGAN HILLS COMMUNITY RESOURCE CENTRE | FUNCTION ROOM HIRE, FULL DAY, 12/04/23 WHS STAFF TRAINING | -340.00 |
| EFT24715 | 31/05/2023 | HYMARK TRADING PTY LTD | UNIFORMS & PPE - BACK ORDER TO FOLLOW | -1066.07 |
| EFT24716 | 31/05/2023 | MOORA GLASS SERVICE | SUPPLY AND INSTALL OF SPLASHBACK AT DRINK FOUNTAIN. WONGAN HILLS SPORTS PAVILION | -968.00 |
| EFT24717 | 31/05/2023 | WONGAN HILLS APEX CLUB | APEX TRAIN FOR NRSW EVENT 2023 - 20 MAY 2023 - GRANT FUNDED | -350.00 |
| EFT24718 | 31/05/2023 | T A MATTHEWS ELECTRICAL SERVICES | | -984.50 |
| | 18/05/2023 | T A MATTHEWS ELECTRICAL SERVICES | REPLACE SUMP AT SWIMMING POOL | 616.00 |
| | 18/05/2023 | T A MATTHEWS ELECTRICAL SERVICES | REPLACE LIGHTS IN OFFICE AT CRC | 177.10 |
| | 24/05/2023 | T A MATTHEWS ELECTRICAL SERVICES | CIVIC CENTRE - LESSER HALL , REPLACE FAULTY BREAKER , CHECK RCD'S | 191.40 |
| EFT24719 | 31/05/2023 | SYNERGY | | -4958.20 |
| | 10/05/2023 | SYNERGY | CONSUMPTION & SUPPLY CHARGE FOR SWIMMING POOL COMPLEX | 1053.92 |
| | 10/05/2023 | SYNERGY | CONSUMPTION & SUPPLY CHARGE FOR WONGAN HILLS SPORTS RECREATION COMPLEX | 2489.75 |
| | 10/05/2023 | SYNERGY | CONSUMPTION & SUPPLY CHARGES FOR CRC BUILDING | 740.60 |
| | 10/05/2023 | SYNERGY | CONSUMPTION & SERVICE CHARGE FOR MEDICAL CENTRE | 412.63 |
| | 15/05/2023 | SYNERGY | CONSUMPTION, SERVICE CHARGE FOR UNIT 1/20 STICKLAND ST WONGAN HILLS | 131.24 |

| LIST OF ACCOUNTS DUE & SUBMITTED TO COUNCIL 1ST MAY 2023 TO 31ST MAY 2023 | | | | |
|---|------------|---|---|-------------------|
| | 17/05/2023 | SYNERGY | CONSUMPTION & SERVICE CHARGE FOR OLD TENNIS CLUB FACILITIES | 130.06 |
| EFT24720 | 31/05/2023 | ADVANCED AUTOLOGIC PTY LTD | 1 X 20 KG EP2 GREASE FOR GRADER PG16 | -391.00 |
| EFT24721 | 31/05/2023 | JTAGZ PTY LTD | 2026 DOG REGISTRATION TAGS | -94.60 |
| EFT24722 | 31/05/2023 | RBC RURAL | | -3285.69 |
| | 18/05/2023 | RBC RURAL | METERPLAN CHARGE FOR SHIRE ADMINISTRATION PHOTOCOPIER | 444.45 |
| | 18/05/2023 | RBC RURAL | METERPLAN CHARGE FOR CRC PHOTOCOPIER | 2841.24 |
| EFT24723 | 31/05/2023 | ARRB GROUP LTD | BEST PRACTICE GUIDE TO UNSEALED ROADS - TRAINING COURSE IN YORK FOR STEPHEN CASEY | -3330.00 |
| EFT24724 | 31/05/2023 | KLEEN WEST DISTRIBUTORS | CLEANING PRODUCTS FOR ADMIN BUILDING | -1073.93 |
| EFT24725 | 31/05/2023 | INSTITUTE OF PUBLIC WORKS ENGINEERING AUSTRALIA LIMITED | NAMS + SUBSCRIPTION 01/07/23 TO 30/06/24 | -1069.20 |
| EFT24726 | 31/05/2023 | STIRLING ASPHALT | | -248026.68 |
| | 19/05/2023 | STIRLING ASPHALT | BANKSIA CRESCENT - PROFILE OUT AND ASPHALT FAILURES ON THE ROAD | 54175.00 |
| | 19/05/2023 | STIRLING ASPHALT | MANMANNING ROAD - PROFILE OUT AND ASPHALT FAILURES ON THE ROAD | 193851.68 |
| EFT24727 | 31/05/2023 | NEWINS FAMILY TRUST | | -8316.63 |
| | 15/05/2023 | NEWINS FAMILY TRUST | CALL OUT FEE FOR TIP DOCKET 0961 | 105.00 |
| | 15/05/2023 | NEWINS FAMILY TRUST | CALL OUT FEE FOR TIP DOCKET 0967 | 105.00 |
| | 15/05/2023 | NEWINS FAMILY TRUST | CALL OUT FEE FOR TIP DOCKET 0972 | 315.00 |
| | 18/05/2023 | NEWINS FAMILY TRUST | MANAGING OF THE WONGAN HILLS LAND FILL SITE FOR MAY 2023 | 7791.63 |
| EFT24728 | 31/05/2023 | WALKERS DIESEL SERVICES | FINAL ACCOUNT - BOWLING GREEN SHADES - FABRICATION AND INSTALLATION | -22389.00 |
| EFT24729 | 31/05/2023 | COUNCIL FIRST | | -8219.95 |
| | 10/05/2023 | COUNCIL FIRST | MICROSOFT AZURE FOR APRIL 2023 | 287.41 |
| | 10/05/2023 | COUNCIL FIRST | OFFICE 365 FOR MAY 2023 | 1728.54 |
| | 17/05/2023 | COUNCIL FIRST | PROFESSIONAL SERVICES FOR APRIL 2023 (PROJECT MANAGEMENT & PAYROLL) | 2197.25 |
| | 17/05/2023 | COUNCIL FIRST | PROFESSIONAL SERVICES - SUPPORT APRIL 2023 | 4006.75 |
| EFT24730 | 31/05/2023 | SEEK LIMITED | PLANT OPERATOR JOB ADVERTISED ON SEEK 11/05/2023 | -423.50 |
| EFT24731 | 31/05/2023 | BRICKMART (WA) | ADDITIONAL PAVING WORK FOR SPORTS CO LOCATION | -3630.00 |
| EFT24732 | 31/05/2023 | OUTPOST CENTRAL PTY LTD T/AS WILDEYE | ANNUAL SERVICING OF SHIRE WEATHER STATIONS X 4 | -889.35 |
| EFT24733 | 31/05/2023 | BW JAMES TRANSPORT PTY LTD | 3 X CHLORINE CYLINDERS FOR SWIMMING POOL COMPLEX | -99.55 |
| EFT24734 | 31/05/2023 | WESTPAC BANKING CORPORATION | WAGES PPE 30.05.2023 | -66549.77 |
| EFT24735 | 31/05/2023 | AUSTRALIAN SERVICES UNION | PAYROLL DEDUCTIONS | -25.90 |
| EFT24736 | 31/05/2023 | IOU SOCIAL CLUB | PAYROLL DEDUCTIONS | -280.00 |
| DD11963.1 | 02/05/2023 | AWARE SUPER ACCUMULATION | PAYROLL DEDUCTIONS | -9297.16 |
| DD11963.2 | 02/05/2023 | MERCER SUPER | SUPERANNUATION CONTRIBUTIONS | -201.21 |
| DD11963.3 | 02/05/2023 | COMMONWEALTH ESSENTIAL SUPER | SUPERANNUATION CONTRIBUTIONS | -282.69 |
| DD11963.4 | 02/05/2023 | SPIRIT SUPER | PAYROLL DEDUCTIONS | -403.85 |
| DD11963.5 | 02/05/2023 | UNI SUPER | PAYROLL DEDUCTIONS | -429.12 |

| LIST OF ACCOUNTS DUE & SUBMITTED TO COUNCIL 1ST MAY 2023 TO 31ST MAY 2023 | | | | |
|--|------------|---|---|-------------------|
| DD11963.6 | 02/05/2023 | COLONIAL FIRST STATE FIRSTCHOICE PERSONAL SUPER | SUPERANNUATION CONTRIBUTIONS | -211.38 |
| DD11963.7 | 02/05/2023 | REST SUPERANNUATION | SUPERANNUATION CONTRIBUTIONS | -780.65 |
| DD11963.8 | 02/05/2023 | PRIME SUPER | SUPERANNUATION CONTRIBUTIONS | -1383.57 |
| DD11963.9 | 02/05/2023 | AUSTRALIAN SUPER | SUPERANNUATION CONTRIBUTIONS | -867.78 |
| DD11972.1 | 01/05/2023 | WESTNET PTY LTD | INTERNET USAGE 01/05/2023 TO 01/06/2023 | -609.90 |
| DD11983.1 | 16/05/2023 | AWARE SUPER ACCUMULATION | PAYROLL DEDUCTIONS | -9377.13 |
| DD11983.2 | 16/05/2023 | MERCER SUPER | SUPERANNUATION CONTRIBUTIONS | -202.65 |
| DD11983.3 | 16/05/2023 | COMMONWEALTH ESSENTIAL SUPER | SUPERANNUATION CONTRIBUTIONS | -282.69 |
| DD11983.4 | 16/05/2023 | SPIRIT SUPER | PAYROLL DEDUCTIONS | -403.85 |
| DD11983.5 | 16/05/2023 | UNI SUPER | PAYROLL DEDUCTIONS | -425.71 |
| DD11983.6 | 16/05/2023 | COLONIAL FIRST STATE FIRSTCHOICE PERSONAL SUPER | SUPERANNUATION CONTRIBUTIONS | -211.38 |
| DD11983.7 | 16/05/2023 | REST SUPERANNUATION | SUPERANNUATION CONTRIBUTIONS | -260.11 |
| DD11983.8 | 16/05/2023 | PRIME SUPER | SUPERANNUATION CONTRIBUTIONS | -1384.96 |
| DD11983.9 | 16/05/2023 | AUSTRALIAN SUPER | SUPERANNUATION CONTRIBUTIONS | -835.70 |
| DD11986.1 | 16/05/2023 | TELSTRA CORPORATION LIMITED | TELEPHONE ACCOUNT ISSUED 26/04/2023 | -2532.08 |
| DD11989.1 | 16/05/2023 | WESTPAC BANKING CORPORATION | | -1939.35 |
| | 11/04/2023 | WESTPAC BANKING CORPORATION | ROAD SAFETY BANNER FOR NRSW 2023 EVENT - GRANT FUNDED | 186.05 |
| | 28/03/2023 | WESTPAC BANKING CORPORATION | TRADE MARK APPLICATIONS | 500.00 |
| | 30/03/2023 | WESTPAC BANKING CORPORATION | SUPPLY LABEL PRINTER FOR TRAINEE DESK | 129.00 |
| | 16/04/2023 | WESTPAC BANKING CORPORATION | 4 X IMAGING BUSINESS SUBSCRIPTIONS FOR EXECUTIVE TEAM | 168.54 |
| | 21/04/2023 | WESTPAC BANKING CORPORATION | INFRIDGEMENT NOTICE | 581.30 |
| | 27/04/2023 | WESTPAC BANKING CORPORATION | CREATIVE CLOUD SUBSCRIPTION FOR TRAINEE | 79.99 |
| | 13/04/2023 | WESTPAC BANKING CORPORATION | MEALS FOR VOLUNTEERS | 54.50 |
| | 21/04/2023 | WESTPAC BANKING CORPORATION | ADOBE CREATIVE CLOUD SUBSCRIPTION FOR CRC | 239.97 |
| DD11996.1 | 30/05/2023 | AWARE SUPER ACCUMULATION | PAYROLL DEDUCTIONS | -9713.48 |
| DD11996.2 | 30/05/2023 | MERCER SUPER | SUPERANNUATION CONTRIBUTIONS | -201.21 |
| DD11996.3 | 30/05/2023 | COMMONWEALTH ESSENTIAL SUPER | SUPERANNUATION CONTRIBUTIONS | -307.43 |
| DD11996.4 | 30/05/2023 | SPIRIT SUPER | PAYROLL DEDUCTIONS | -403.85 |
| DD11996.5 | 30/05/2023 | UNI SUPER | PAYROLL DEDUCTIONS | -428.18 |
| DD11996.6 | 30/05/2023 | COLONIAL FIRST STATE FIRSTCHOICE PERSONAL SUPER | SUPERANNUATION CONTRIBUTIONS | -211.38 |
| DD11996.7 | 30/05/2023 | REST SUPERANNUATION | SUPERANNUATION CONTRIBUTIONS | -234.68 |
| DD11996.8 | 30/05/2023 | PRIME SUPER | SUPERANNUATION CONTRIBUTIONS | -1385.70 |
| DD11996.9 | 30/05/2023 | AUSTRALIAN SUPER | SUPERANNUATION CONTRIBUTIONS | -830.04 |
| DD12000.1 | 31/05/2023 | DEPARTMENT OF TRANSPORT | DOT PAYMENTS FOR MAY 2023 | -127342.20 |
| DD12003.1 | 25/05/2023 | TELETRAC NAVMAN | MONTHLY SATELLITE SERVICE | -2808.25 |
| DD11963.10 | 02/05/2023 | AIA AUSTRALIA PTY LTD | SUPERANNUATION CONTRIBUTIONS | -518.98 |
| DD11963.11 | 02/05/2023 | AMP SUPERANNUATION LTD. | SUPERANNUATION CONTRIBUTIONS | -489.85 |
| DD11963.12 | 02/05/2023 | HOSTPLUS SUPERANNUATION FUND | SUPERANNUATION CONTRIBUTIONS | -54.22 |
| DD11963.13 | 02/05/2023 | AUSTRALIAN SUPER PTY LTD | SUPERANNUATION CONTRIBUTIONS | -185.98 |
| DD11983.10 | 16/05/2023 | AIA AUSTRALIA PTY LTD | SUPERANNUATION CONTRIBUTIONS | -518.98 |

| LIST OF ACCOUNTS DUE & SUBMITTED TO COUNCIL 1ST MAY 2023 TO 31ST MAY 2023 | | | | |
|--|------------|------------------------------|------------------------------|----------------|
| DD11983.11 | 16/05/2023 | AMP SUPERANNUATION LTD. | SUPERANNUATION CONTRIBUTIONS | -510.67 |
| DD11983.12 | 16/05/2023 | HOSTPLUS SUPERANNUATION FUND | SUPERANNUATION CONTRIBUTIONS | -59.89 |
| DD11983.13 | 16/05/2023 | AUSTRALIAN SUPER PTY LTD | SUPERANNUATION CONTRIBUTIONS | -182.83 |
| DD11996.10 | 30/05/2023 | AIA AUSTRALIA PTY LTD | SUPERANNUATION CONTRIBUTIONS | -518.98 |
| DD11996.11 | 30/05/2023 | AMP SUPERANNUATION LTD. | SUPERANNUATION CONTRIBUTIONS | -506.24 |
| DD11996.12 | 30/05/2023 | HOSTPLUS SUPERANNUATION FUND | SUPERANNUATION CONTRIBUTIONS | -59.89 |
| DD11996.13 | 30/05/2023 | AUSTRALIAN SUPER PTY LTD | SUPERANNUATION CONTRIBUTIONS | -182.83 |
| | | | | |
| | | | MUNICIPAL BANK | \$1,174,282.33 |
| | | | TRUST BANK | \$ - |
| | | | TOTAL | \$1,174,282.33 |
| | | | RECOVERABLE | \$ 7,194.39 |
| | | | PARTIALLY RECOVERABLE | \$ 2,128.95 |

9.2.2 FINANCIAL REPORTS FOR MAY 2023

| | |
|--|---|
| FILE REFERENCE: | F1.4 |
| REPORT DATE: | 19 June 2023 |
| APPLICANT/PROPONENT: | N/A |
| OFFICER DISCLOSURE OF INTEREST: | Nil |
| PREVIOUS MEETING REFERENCES: | Nil |
| AUTHOR: | Sam Dolzadelli - Deputy Chief Executive Officer |
| ATTACHMENTS: | 9.2.2 Financial Reports 9.2.3 Financial Health Check |

PURPOSE OF REPORT:

The purpose of this report is to present to Council the Monthly Financial Report (containing the Statement of Financial Activity by Nature or Type) for the month ended 31 May 2023. The Capital Works report has been incorporated into this. A monthly financial health check has been appended to the report to give an overview of how the Shire is tracking against some key financial indicators.

BACKGROUND:

Under the *Local Government (Financial Management) Regulations 1996* ('FMR') the Council is to prepare financial reports outlining the financial operations at the previous month end date.

The State Government has recently amended regulation 34 of the *Local Government (Financial Management) Regulations 1996* to require the Statement of Financial Activity to be presented according to nature or type classification.

Listed below is a compilation of the reports that will meet compliance, these are listed under Sections and the relevant regulations below.

Statement of Financial Activity Report

Section 6.4 of the *Local Government Act 1995* regulation 34.1 of the FMR requires a local government to prepare each month a statement of financial activity reporting on the sources and application of funds, as set out in the annual budget containing the following detail:

- Annual budget estimates;
- Budget estimates to the end of the month to which the statement relates (known as YTD Budget);
- Actual amounts of expenditure, revenue and income to the end of the month to which the statement relates (known as YTD Actuals);
- Material variances between the comparatives of Budget v's Actuals; and
- The net current assets (NCA) at the end of the month to which the statement relates.

Regulation 34.2 - Each statement of financial activity must be accompanied by documents containing:

- An explanation of the composition of the net current assets of the month to which it relates, less committed assets and restricted assets; and
- An explanation of each of the material variances; and
- Such other supporting information as is considered relevant by the local government.

Regulation 34(3) - The information in a statement of financial activity must be shown according to nature or type classification.

Regulation 34(5) - Each financial year a local government is to adopt a percentage or value, calculation in accordance with AAS5, to be used in statements of financial activity for reporting material variances.

POLICY REQUIREMENTS:

Council Policy 4.1 – Accounting

LEGISLATIVE REQUIREMENTS:

- *Local Government Act 1995*
- Local Government (Financial Management) Regulations 1996

STRATEGIC IMPLICATIONS:

There are no Strategic Implications relating to this item.

SUSTAINABILITY IMPLICATIONS:

- **Environment**
There are no known environmental impacts associated with this proposal.
- **Economic**
There are no known economic impacts associated with this proposal.
- **Social**
There are no known social implications associated with this proposal.

FINANCIAL IMPLICATIONS:

Material variances are disclosed in the Statement of Financial Activity.

As part of the adopted 2022/23 Budget, Council adopted the following thresholds as levels of material variances for financial reporting.

In accordance with regulation 34 (5) of the Local Government (Financial Management) Regulations 1996, and AASB 1031 Materiality, the level to be used in statements of financial activity in 2022/23 for reporting material variances shall be:

- (a) 10% of the amended budget; or
- (b) \$10,000 of the amended budget.

whichever is greater. In addition, that the material variance limit be applied to total revenue and expenditure for each Nature and Type classification and capital income and expenditure in the Statement of Financial Activity.

The financial reports for the period ending 31 May 2023 are attached to the Council Agenda.

COMMENT:

This report presents the Statement of Financial Activity by nature or type for the period ended 31 May 2023.

The following is a summary of the headline numbers from the attached report, and explanations for variances is provided in note 1 of the report.

| | Original Budget | YTD Budget | YTD Actuals – May 2023 |
|----------------------------------|------------------------|-------------------|-------------------------------|
| Opening Surplus | 2,501,372 | 2,777,779 | 2,777,779 |
| Operating Revenue | 5,055,069 | 5,318,723 | 5,309,523 |
| Operating Expenditure | (6,906,402) | (7,646,739) | (7,583,711) |
| Capital Expenditure | (8,087,837) | (7,789,474) | (6,103,454) |
| Capital Income | 5,288,910 | 4,080,408 | 2,788,645 |
| Financing Activities | (302,711) | (72,378) | (149,976) |
| Non-cash items | 2,451,599 | 3,416,450 | 3,285,422 |
| Closing Surplus/(Deficit) | 0 | 84,770 | 324,228 |

- Rates notices were issued with an effective issuance date of 25 July 2022. As at 31 May, the Shire had receipted \$3,446,738 in rates, ESL and rubbish charges. Due date for payment in full or first instalment was 29 August 2022. Due date for second instalment was 31 October, third instalment 9 January 2023 and fourth instalment was due 13 March. As at 31 May 2023, the gross amount outstanding of rates, ESL and rubbish charges (including arrears, legal charges and interest) is **\$214,071** of this amount \$31,729 is made up of deferred rates. Total outstanding equates to 6.19% of the brought forward arrears and current year billing. Outstanding rates have been presented to our external debt recovery agent.
- The capital works program is progressing and as at 31 May 2023 the Shire has incurred \$6,103,454 in actual expenditure against a current budget of \$8,480,505, representing 71.97% of the budgeted works.

VOTING REQUIREMENTS: Simple Majority

ABSOLUTE MAJORITY REQUIRED: No

OFFICER RECOMMENDATION:

That Council:

1. RECEIVES the Monthly Financial Report (containing the Statement of Financial Activity by nature or type) for the month ended 31 May 2023, as presented as attachment 1 to this report.
2. NOTES the unrestricted municipal surplus of \$324,228 for the month ended 31 May 2023.
3. RECEIVES the Monthly Financial Health Check as presented as attachment 2 to this report.

SHIRE OF WONGAN-BALLIDU
STATEMENT OF FINANCIAL ACTIVITY (N&T) FOR 31 MAY 2023

| | Approved Budget 2022-2023 | Current Budget 2022-2023 | YTD Budget | YTD Actual | Variance Over or Under | 10% |
|--|---------------------------|--------------------------|--------------------|--------------------------------|------------------------|-----|
| Opening Funding Surplus/(Deficit) | 2,501,372 | 2,777,779 | 2,777,779 | 2,777,779 | | |
| INCOME | | | | | | |
| Rates | 3,195,567 | 3,195,567 | 3,195,567 | 3,200,713 | (0.2%) | ✓ |
| Operating grants, subsidies and contributions | 892,474 | 1,135,974 | 1,115,603 | 1,129,557 | (1.3%) | ✓ |
| Fees and charges | 677,560 | 669,715 | 627,540 | 622,424 | 0.8% | ✓ |
| Other Revenue | 128,550 | 151,410 | 138,721 | 120,493 | 13.1% | x |
| Interest | 44,824 | 143,324 | 131,362 | 133,898 | (1.9%) | ✓ |
| Profit on sale of Assets | 116,094 | 110,295 | 109,930 | 102,438 | 6.8% | ✓ |
| a: TOTAL INCOME | 5,055,069 | 5,406,285 | 5,318,723 | 5,309,523 | | |
| OPERATING EXPENSES | | | | | | |
| Employee Costs | (2,276,849) | (2,316,178) | (2,128,281) | (1,901,829) | 10.6% | x |
| Materials & Contracts | (1,003,491) | (1,046,420) | (994,416) | (1,274,093) | (28.1%) | x |
| Utilities (Gas, Electricity) etc. | (393,557) | (427,556) | (390,973) | (430,444) | (10.1%) | x |
| Interest | (45,324) | (45,324) | (41,536) | (31,113) | 25.1% | x |
| Insurance | (269,167) | (284,071) | (278,558) | (294,794) | (5.8%) | ✓ |
| Other General | (350,321) | (303,911) | (286,595) | (263,578) | 8.0% | ✓ |
| Loss on Asset Disposals | (47,523) | (190,881) | (174,966) | (69,093) | 60.5% | x |
| Depreciation | (2,520,170) | (3,656,297) | (3,351,414) | (3,318,767) | 1.0% | ✓ |
| b: TOTAL OPERATING EXPENSES | (6,906,402) | (8,270,638) | (7,646,739) | (7,583,711) | | |
| Operating activities excluded from budget | | | | | | |
| Add back Depreciation | 2,520,170 | 3,656,297 | 3,351,414 | 3,318,767 | | |
| Adjust (Profit)/Loss on Asset Disposal | (68,571) | 80,586 | 65,036 | (33,345) | | |
| | 2,451,599 | 3,736,883 | 3,416,450 | 3,285,422 | | |
| Amount attributable to operating activities | 600,266 | 872,530 | 1,088,434 | 1,011,234 | | |
| INVESTING ACTIVITIES | | | | | | |
| Non-Operating grants, subsidies and contributions | 4,881,339 | 4,786,874 | 3,716,770 | 2,424,419 | 34.8% | x |
| Proceeds from disposal of motor vehicles and P&E | 386,000 | 382,781 | 219,336 | 219,336 | 0.0% | ✓ |
| Proceeds from sale of land | 21,571 | 144,302 | 144,302 | 136,702 | 5.3% | ✓ |
| Proceeds from sale of minor plant & equipment | 0 | 7,446 | 0 | 8,188 | 0.0% | ✓ |
| TOTAL CAPITAL INCOME | 5,288,910 | 5,321,403 | 4,080,408 | 2,788,645 | | |
| Capex - Land & Buildings | (1,806,660) | (1,736,660) | (1,590,428) | (1,031,832) | 35.1% | x |
| Capex - Furniture & Equipment | (180,000) | (225,000) | (206,250) | (133,413) | 35.3% | x |
| Capex - Motor Vehicles | (224,000) | (260,415) | (252,287) | (258,786) | (2.6%) | ✓ |
| Capex - Plant | (865,570) | (934,370) | (860,469) | (258,097) | 70.0% | x |
| Capex - Infrastructure - Other | (407,332) | (425,027) | (389,576) | (308,006) | 20.9% | x |
| Capex - Infrastructure - Roads | (4,448,485) | (4,743,243) | (4,347,673) | (4,085,120) | 6.0% | ✓ |
| Capex - Infrastructure - Footpaths | (155,790) | (155,790) | (142,791) | (28,200) | 80.3% | x |
| TOTAL CAPITAL EXPENDITURE | (8,087,837) | (8,480,505) | (7,789,474) | (6,103,454) | | |
| Amount attributable to investing activities | (2,798,927) | (3,159,102) | (3,709,066) | (3,314,809) | | |
| FINANCING ACTIVITIES | | | | | | |
| Transfer from reserves | 1,441,320 | 1,515,120 | 0 | 0 | 0.0% | ✓ |
| Transfer to reserves | (1,658,384) | (1,911,795) | 0 | (78,938) | 0.0% | ✓ |
| Lease liabilities principal repayments | 0 | (8,882) | (8,140) | (6,492) | 20.2% | x |
| Loan principal repayment | (116,527) | (135,566) | (114,154) | (114,642) | (0.4%) | ✓ |
| SSL Principal Reimbursements | 30,880 | 49,916 | 49,916 | 50,096 | (0.4%) | ✓ |
| Amount attributable to financing activities | (302,711) | (491,207) | (72,378) | (149,976) | | |
| CLOSING SURPLUS / (DEFICIT) | 0 | 0 | 84,770 | 324,228 | | |
| ** This sheet illustrates the variance analysis. For variance explanation refer to applicable note. | | | Key | Within budget tolerance of 10% | ✓ | |
| | | | | Over budget tolerance of 10% | x | |
| | | | | Under budget tolerance of 10% | ⊕ | |

Shire of Wongan-Ballidu
Variance Report 31 May 2023

The Local Government (Financial Management) Regulations 1996 require that financial statements are presented monthly to council. Council has adopted 10% as its threshold for line items on the nature or type report shown on page 1. This report uses a traffic light system to flag those items that are within tolerance and others that fall out of the range. Variances are calculated using a comparison of year to date actual against year to date budget. It needs also to be noted that the early months of the financial year are a period when variance percentages are volatile and extremely sensitive to small movements in actual income and expense.

| Code | Variance Actual to YTD Budget | Variance reason | Report Section | Comments |
|------------------------------|-------------------------------|------------------|---|---|
| Operating Income | | | | |
| ✓ | 5,146 | Within Threshold | Rates | Within Council variance reporting threshold. |
| ✓ | 13,954 | Within Threshold | Operating grants, subsidies and contributions | Within Council variance reporting threshold. |
| ✓ | (5,116) | Within Threshold | Fees and charges | Within Council variance reporting threshold. |
| ✗ | (18,228) | Timing | Other Revenue | Timing of receipt of various reimbursements and other revenue. |
| ✓ | 2,536 | Within Threshold | Interest | Within Council variance reporting threshold. |
| ✓ | (7,492) | Within Threshold | Profit on sale of Assets | Within Council variance reporting threshold. |
| Operating Expenditure | | | | |
| ✗ | 226,452 | Timing | Employee Costs | Favourable - Staff vacancies contributing to reduction in employee costs. |
| ✗ | (279,677) | Timing | Materials & Contracts | Unfavourable - POC under-allocated to capex (\$187k). POC rates to be reviewed as part of 23/24 budget prep and correction will be done to allocations for 22/23. Plant Depreciation under-allocated to capex \$120k. |
| ✗ | (39,471) | Permanent | Utilities (Gas, Electricity) etc. | Water consumption over-budget \$36k due to standpipe usage (offset by standpipe charges income). |
| ✗ | 10,423 | Timing | Interest | Favourable - Timing Variance (loan repayment June). |
| ✓ | (16,236) | Within Threshold | Insurance | Within Council variance reporting threshold. |
| ✓ | 23,017 | Within Threshold | Other General | Within Council variance reporting threshold. |
| ✗ | 105,873 | Timing | Loss on Asset Disposals | Timing - Various plant and motor vehicle yet to be disposed. |
| ✓ | 32,647 | Within Threshold | Depreciation | Within Council variance reporting threshold. |
| Investing | | | | |
| ✗ | (1,292,351) | Timing | Non-Operating grants, subsidies and contributions | Unfavourable - Timing variance. Next road funding claims due. |
| ✓ | 0 | Within Threshold | Proceeds from disposal of motor vehicles and P&E | Within Council variance reporting threshold. |
| ✓ | (7,600) | Within Threshold | Proceeds from sale of land | Within Council variance reporting threshold. |
| ✓ | 8,188 | Within Threshold | Proceeds from sale of minor plant & equipment | Within Council variance reporting threshold. |
| ✗ | 558,596 | Timing | Capex - Land & Buildings | Numerous projects to be carried over to 2023/24 budget. |
| ✗ | 72,837 | Timing | Capex - Furniture & Equipment | See Capital Works Report. |
| ✓ | (6,499) | Within Threshold | Capex - Motor Vehicles | Within Council variance reporting threshold. |
| ✗ | 602,372 | Timing | Capex - Plant | See Capital Works Report. |
| ✗ | 81,570 | Timing | Capex - Infrastructure - Other | See Capital Works Report. |
| ✓ | 262,553 | Within Threshold | Capex - Infrastructure - Roads | Within Council variance reporting threshold. |
| ✗ | 114,591 | Timing | Capex - Infrastructure - Footpaths | See Capital Works Report. |
| Financing | | | | |
| ✓ | 0 | Within Threshold | Transfer from reserves | Within Council variance reporting threshold. |
| ✓ | (78,938) | Within Threshold | Transfer to reserves | Within Council variance reporting threshold. |
| ✗ | 1,648 | Timing | Lease liabilities principal repayments | Timing for lease repayments. |
| ✓ | (489) | Within Threshold | Loan principal repayment | Within Council variance reporting threshold. |
| ✓ | 180 | Within Threshold | SSL Principal Reimbursements | Within Council variance reporting threshold. |

SHIRE OF WONGAN-BALLIDU
NOTES TO THE STATEMENT OF FINANCIAL ACTIVITY
For the Period Ended 31 May 2023

Note 2: Net Current Funding Position

| | Note | Positive=Surplus (Negative=Deficit) | | |
|--|------|-------------------------------------|------------------------------------|----------------|
| | | Budget | Actual | Current |
| | | Last Years Closing 30 June 2022 | Last Years Closing 30 June 2022 | 31 May 2023 |
| | | \$ | | \$ |
| Current Assets | | | | |
| Cash Unrestricted | | 3,017,114 | 3,017,365 | 1,646,396 |
| Cash Restricted - Reserves | | 2,626,886 | 2,626,884 | 2,705,823 |
| Receivables - Rates | | 136,174 | 127,801 | 159,114 |
| Receivables - Other | | 807,720 | 847,173 | 247,912 |
| Receivables - ATO | | 93,714 | 48,568 | 72,900 |
| Inventories | | 47,828 | 64,968 | 36,980 |
| | | 6,729,436 | 6,732,759 | 4,869,125 |
| Less: Current Liabilities | | | | |
| Payables | | (270,689) | (348,219) | (302,271) |
| Payables - ATO | | (118,837) | (67,770) | (22,930) |
| Contract Liabilities - Unspent grants | | (853,587) | (553,970) | (1,183,717) |
| Provisions | | (399,907) | (399,907) | (371,926) |
| | | (1,643,020) | (1,369,866) | (1,880,844) |
| Less: Restricted Cash - Reserves | | (2,626,886) | (2,626,884) | (2,705,823) |
| Add: Liabilities funded by restricted cash | | 41,842 | 41,842 | 41,842 |
| Less: Trust Interfund Transfer Account | | | (72) | (72) |
| | | (2,585,044) | (2,585,114) | (2,664,053) |
| Net Current Funding Position | | 2,501,372 | 2,777,779 | 324,228 |

**SHIRE OF WONGAN-BALLIDU
ANALYSIS OF DISPOSED ASSETS AS AT 31 MAY 2023**

| Asset No | Budget Net Book Value | Current Budget Sale Proceeds | Budget (Profit) / Loss | Actual Net Book Value | Actual Sale Proceeds | Actual (Profit) / Loss |
|--|-------------------------------|------------------------------|----------------------------|-----------------------|----------------------|------------------------|
| Land & Buildings | | | | | | |
| Lot 251 Ballidu (CBH) | 21,571 | 21,571 | - | | | - |
| Lot 705 & 706 Shields Crescent | | 58,731 | | 69,000 | 53,392 | 15,608 |
| Lot 708 Shields Crescent | | 30,000 | | 32,000 | 26,126 | 5,874 |
| Lot 710 Shields Crescent | | 34,000 | | 34,000 | 29,857 | 4,143 |
| Lot 713 Shields Crescent | | - | | 30,000 | 27,327 | 2,673 |
| Motor Vehicles | | | | | | |
| Toyota Landcruiser (CEO) | 8,736 | 100,000 | (91,264) | 4,445 | 87,500 | (83,055) |
| Toyota Fortuner (DCEO) | 30,103 | 28,000 | 2,103 | 28,344 | 45,227 | (16,883) |
| Mazda 3 (Admin Shared) | 10,000 | 13,000 | (3,000) | 12,000 | 14,500 | (2,500) |
| Grader Ute (PUT73) | 13,916 | 7,500 | 6,416 | 15,650 | 15,000 | 650 |
| Plant & Equipment | | | | | | |
| Mack Truck (PTK33) | 123,630 | 85,000 | 38,630 | | | - |
| Semi Water Tanker (PTRL26) | 158,973 | 55,000 | 103,973 | | | - |
| Multi-tyred roller (PROL14) | 81,594 | 60,000 | 21,594 | 83,257 | 52,828 | 30,429 |
| Dual Tip Pig Trailer (PTRL20) | 9,986 | 15,000 | (5,014) | | | - |
| Dual Tip Pig Trailer (PTRL23) | 20,045 | 15,000 | 5,045 | | | - |
| Multi-tyred roller (PROL10) | - | 4,281 | - | 16,670 | 4,281 | 12,389 |
| Various obsolete equipment | | 7,446 | | | 8,188 | |
| TOTAL | 478,554 | 534,529 | 78,483 | 325,366 | 364,226 | (30,672) |
| By Program | | | | | | |
| Governance | | | | | | |
| Toyota Landcruiser (CEO) | 8,736 | 100,000 | (91,264) | 4,445 | 87,500 | (83,055) |
| Toyota Fortuner (DCEO) | 30,103 | 28,000 | 2,103 | 28,344 | 45,227 | (16,883) |
| Mazda 3 (Admin Shared) | 10,000 | 13,000 | (3,000) | 12,000 | 14,500 | (2,500) |
| Transport | | | | | | |
| Grader Ute (PUT73) | 13,916 | 7,500 | 6,416 | 15,650 | 15,000 | 650 |
| Works Ute (PUT72) | - | - | - | | | - |
| Mack Truck (PTK33) | 123,630 | 85,000 | 38,630 | | | - |
| Semi Water Tanker (PTRL26) | 158,973 | 55,000 | 103,973 | | | - |
| Multi-tyred roller (PROL14) | 81,594 | 60,000 | 21,594 | 83,257 | 52,828 | 30,429 |
| Multi-tyred roller (PROL10) | - | 4,281 | - | 16,670 | 4,281 | 12,389 |
| Other Property & Services | | | | | | |
| Dual Tip Pig Trailer (PTRL20) | 9,986 | 15,000 | (5,014) | | | - |
| Dual Tip Pig Trailer (PTRL23) | 20,045 | 15,000 | 5,045 | | | - |
| Various obsolete equipment | | 7,446 | | | 8,188 | |
| Lot 251 Ballidu (CBH) | 21,571 | 21,571 | - | | | - |
| Lot 705 & 706 Shields Crescent | | 58,731 | | 69,000 | 53,392 | 15,608 |
| Lot 708 Shields Crescent | | 30,000 | | 32,000 | 26,126 | 5,874 |
| Lot 710 Shields Crescent | | 34,000 | | 34,000 | 29,857 | 4,143 |
| Lot 713 Shields Crescent | | - | | 30,000 | 27,327 | 2,673 |
| TOTAL | 478,554 | 534,529 | 78,483 | 325,366 | 364,226 | (30,672) |
| Motor Vehicle and Plant & Equipment Change Over | | | | | | |
| | Current Budget Purchase Price | Current Budget Sale | Current Change-Over Budget | Actual Purchase | Actual Sale | Change-Over |
| Motor Vehicles | | | | | | |
| Toyota Landcruiser for Tesla (CEO) | 100,000 | 100,000 | - | 97,239 | 87,500 | 9,739 |
| Toyota Fortuner for Toyota Kluger Hybrid (DCEO) | 52,000 | 28,000 | 24,000 | 56,401 | 45,227 | 11,174 |
| Mazda 3 for Toyota Camry Hybrid (Admin Shared) | 28,000 | 13,000 | 15,000 | 29,301 | 14,500 | 14,801 |
| Grader Ute (PUT73) | 35,000 | 7,500 | 27,500 | 34,832 | 15,000 | 19,832 |
| Works Ute (PUT72) | 35,000 | - | 35,000 | 41,013 | - | 41,013 |
| Sub-total | 250,000 | 148,500 | 101,500 | 258,786 | 162,227 | 96,559 |
| Plant & Equipment | | | | | | |
| Mack Truck (PTK33) | 320,000 | 85,000 | 235,000 | | | - |
| Semi Water Tanker (PTRL26) | 160,000 | 55,000 | 105,000 | | | - |
| Multi-tyred roller (PROL14) | 190,000 | 60,000 | 130,000 | 211,000 | 52,828 | 158,172 |
| Dual Tip Pig Trailer (PTRL20) | 75,000 | 15,000 | 60,000 | | | - |
| Dual Tip Pig Trailer (PTRL23) | 75,000 | 15,000 | 60,000 | | | - |
| Sub-total | 820,000 | 230,000 | 590,000 | 211,000 | 52,828 | 158,172 |
| TOTAL | 1,070,000 | 378,500 | 691,500 | 469,786 | 215,055 | 254,731 |

SHIRE OF WONGAN - BALLIDU
REPORT ON BORROWINGS AS AT 31 MAY 2023

Existing Loans * Denotes (SSL) Self Supporting Loan

| Loan No. | Particulars | Recipient | Maturity Date | Proposed Borrowings | Amount Borrowed | Loan Principal Paid in May 23 | Accrued Int. Due | YTD Interest Paid | Loan Balance @ 30 June 2022 | Discount on early termination | Principal Repayments YTD | Loan Balance @ 31 May 23 |
|-----------------------------|------------------------------|------------------------------|---------------|---------------------|------------------|-------------------------------|------------------|-------------------|-----------------------------|-------------------------------|--------------------------|--------------------------|
| 147 | Aged Persons | Ninan House* | Jul-2022 | | 100,000 | - | - | (25) | 5,226 | - | (5,226) | 0 |
| 151A | Aged Persons | Ninan House* | Oct-2032 | | 300,000 | - | - | (6,113) | 226,390 | - | (8,943) | 217,447 |
| 152 | Co-Location Construction | Shire | Dec-2039 | | 2,000,000 | (21,571) | - | (25,032) | 1,792,383 | - | (64,383) | 1,728,000 |
| 153 | Wongan Hills Community Store | Wongan Hills Community Store | Jul-2025 | | 40,000 | - | - | - | 28,136 | (1,153) | (26,983) | (0) |
| TOTAL EXISTING LOANS | | | | | 2,440,000 | (21,571) | | (31,171) | 2,052,135 | (1,153) | (105,535) | 1,945,447 |

Shire Loan Summary
Self Supporting Loan Summary

| | | | | | | | | |
|---|-----------|----------|---|----------|-----------|---------|----------|-----------|
| - | 2,000,000 | (21,571) | - | (25,032) | 1,792,383 | - | (64,383) | 1,728,000 |
| - | 440,000 | - | - | (6,138) | 259,752 | (1,153) | (41,152) | 217,446 |

| | Loan Balance @ 31 May 23 | SSL | Shire | Total |
|-----------------------------|--------------------------|------------------|--------------------|--------------------|
| Current loan liability | (30,373) | (9,106) | (21,267) | (30,373) |
| Non current liability | (1,915,073) | (208,340) | (1,706,733) | (1,915,073) |
| Total Loan Liability | (1,945,447) | (217,446) | (1,728,000) | (1,945,447) |

| SHIRE OF WONGAN - BALLIDU | | | | | | | | | | | | | | | |
|--|----------|----------------------------|------------------------|-----------------|---------------------|-----------------------|------------------|----------------------------|---------------------|-----------------------|------------------|---------------------------|---------------------|-----------------------|------------------|
| ANALYSIS OF RESERVE ACCOUNTS AS AT 31 MAY 2023 | | | | | | | | | | | | | | | |
| Reserve Description | GL Acct. | ADOPTED FULL YEAR'S BUDGET | | | | | | CURRENT FULL YEAR'S BUDGET | | | | ACTUAL YTD AT 31 MAY 2023 | | | |
| | | Budget Opening Balance | Actual Opening Balance | Interest Earned | Transfer to Reserve | Transfer from Reserve | EOY Balance | Transfer in / Interest | Transfer to Reserve | Transfer from Reserve | EOY Balance | Interest Earned | Transfer to Reserve | Transfer from Reserve | Actual Balance |
| Long Service Leave Reserve | 01935 | 41,842 | 41,842 | - | - | - | 41,842 | - | - | - | 41,842 | - | - | - | 41,842 |
| Community Resource Centre Reserve | 01989 | 37,439 | 37,439 | - | - | - | 37,439 | - | - | - | 37,439 | - | - | - | 37,439 |
| Depot Improvement Reserve | 01940 | 10,572 | 10,572 | - | - | - | 10,572 | - | - | - | 10,572 | - | - | - | 10,572 |
| Historical Publications Reserve | 01965 | 7,126 | 7,126 | - | - | - | 7,126 | - | - | - | 7,126 | - | - | - | 7,126 |
| Housing Reserve | 01955 | 363,162 | 363,162 | - | 17,682 | (200,000) | 180,844 | - | 17,682 | (200,000) | 180,844 | - | - | - | 363,162 |
| Special Projects Reserve | 01975 | 361,818 | 361,818 | 4,000 | 402,211 | (30,000) | 734,029 | 4,000 | 527,284 | (30,000) | 859,102 | 78,938 | - | - | 440,756 |
| Patterson Street JV Housing Reserve | 01988 | 54,357 | 54,357 | - | 5,000 | - | 59,357 | - | 5,000 | - | 59,357 | - | - | - | 54,357 |
| Plant Reserve | 01945 | 846,642 | 846,642 | - | 808,491 | (728,570) | 926,563 | - | 679,347 | (802,370) | 723,619 | - | - | - | 846,642 |
| Quinlan Street JV Housing Reserve | 01987 | 54,915 | 54,915 | - | 5,000 | - | 59,915 | - | 5,000 | - | 59,915 | - | - | - | 54,915 |
| Stickland JV Housing Reserve | 01986 | 58,582 | 58,582 | - | 5,000 | - | 63,582 | - | 5,000 | - | 63,582 | - | - | - | 58,582 |
| Swimming Pool Reserve | 01970 | 64,155 | 64,155 | - | 20,000 | (49,000) | 35,155 | - | 320,000 | (49,000) | 335,155 | - | - | - | 64,155 |
| Waste Management Reserve | 01920 | 55,366 | 55,366 | - | 5,000 | - | 60,366 | - | 5,000 | - | 60,366 | - | - | - | 55,366 |
| Sporting Co-Location Reserve | 01990 | 568,910 | 568,910 | - | - | (331,750) | 237,160 | - | - | (331,750) | 237,160 | - | - | - | 568,910 |
| IT Replacement Reserve | 01992 | 102,000 | 102,000 | - | - | (102,000) | - | - | - | (102,000) | - | - | - | - | 102,000 |
| Building Asset Management Reserve | 01993 | - | - | - | 390,000 | - | 390,000 | - | 347,482 | - | 347,482 | - | - | - | - |
| TOTALS | | 2,626,886 | 2,626,886 | 4,000 | 1,658,384 | (1,441,320) | 2,843,950 | 4,000 | 1,911,795 | (1,515,120) | 3,023,561 | 78,938 | - | - | 2,705,823 |

SHIRE OF WONGAN-BALLIDU - CAPITAL WORKS REPORT - 31 MAY 2023

| COA | Description | Budget | | | YTD Actual | Variance | Indicator | Completion % | Asset Class |
|-------|---|-----------------------|---------------------|-----------------------|-----------------------|-----------------------|-----------|--------------|-----------------------|
| | | Original Budget | Amendments | Current Budget | | | | | |
| 04250 | Administration Building (Buildings) - CAPEX | \$10,000.00 | \$0.00 | \$10,000.00 | \$8,545.00 | \$1,455.00 | | 85% | Land & Buildings |
| 04252 | Computer Software (F&E) - CAPEX | \$180,000.00 | \$0.00 | \$180,000.00 | \$133,412.50 | \$46,587.50 | | 74% | Furniture & Equipment |
| 04255 | CEO Vehicle (MV) - CAPEX | \$74,000.00 | \$26,000.00 | \$100,000.00 | \$97,238.82 | \$2,761.18 | | 97% | Motor Vehicles |
| 04256 | DCEO Vehicle (MV) - CAPEX | \$52,000.00 | \$4,401.00 | \$56,401.00 | \$56,400.92 | \$0.08 | | 100% | Motor Vehicles |
| 04258 | Administration Pool Vehicle | \$28,000.00 | \$0.00 | \$28,000.00 | \$29,301.18 | (\$1,301.18) | | 105% | Motor Vehicles |
| 04260 | Executive Housing (Buildings) - CAPEX | \$10,435.00 | \$0.00 | \$10,435.00 | \$0.00 | \$10,435.00 | | 0% | Land & Buildings |
| 04263 | Capex - Chambers ICT Upgrade (F&E) | \$0.00 | \$45,000.00 | \$45,000.00 | \$0.00 | \$45,000.00 | | 0% | Furniture & Equipment |
| 06010 | Cadoux Rec Centre (Buildings) - CAPEX | \$15,500.00 | \$0.00 | \$15,500.00 | \$4,573.38 | \$10,926.62 | | 30% | Land & Buildings |
| 06415 | CRC Capital Expense (Buildings) - CAPEX | \$11,000.00 | \$0.00 | \$11,000.00 | \$9,515.85 | \$1,484.15 | | 87% | Land & Buildings |
| 07627 | Wongan Hills Medical Centre (Buildings) - CAPEX | \$10,000.00 | \$0.00 | \$10,000.00 | \$9,084.30 | \$915.70 | | 91% | Land & Buildings |
| 09060 | 11 Wandoo Cres - MCS (Buildings)- CAPEX | \$0.00 | \$5,000.00 | \$5,000.00 | \$0.00 | \$5,000.00 | | 0% | Land & Buildings |
| 10808 | Cemetery WH Capex (Infras Other) - CAPEX | \$22,280.00 | \$0.00 | \$22,280.00 | \$0.00 | \$22,280.00 | | 0% | Other Infrastructure |
| 10815 | WH Community Park Toilets (Buildings)- CAPEX | \$11,870.00 | \$0.00 | \$11,870.00 | \$0.00 | \$11,870.00 | | 0% | Land & Buildings |
| 10830 | Railway Centre Toilets (Buildings)- CAPEX | \$240,000.00 | \$0.00 | \$240,000.00 | \$0.00 | \$240,000.00 | | 0% | Land & Buildings |
| 10840 | Street Furniture (Infras Other)- CAPEX | \$14,247.00 | (\$14,247.00) | \$0.00 | \$0.00 | \$0.00 | | 0% | Other Infrastructure |
| 11021 | Wongan Hills Civic Centre (Buildings) - CAPEX | \$11,817.00 | \$0.00 | \$11,817.00 | \$0.00 | \$11,817.00 | | 0% | Land & Buildings |
| 11022 | Burakin Hall (Buildings) - CAPEX | \$4,544.00 | \$0.00 | \$4,544.00 | \$0.00 | \$4,544.00 | | 0% | Land & Buildings |
| 11030 | Community Park WH (Infras Other)- CAPEX | \$25,000.00 | \$0.00 | \$25,000.00 | \$1,460.00 | \$23,540.00 | | 6% | Other Infrastructure |
| 11210 | WH Swimming Pool (Infrastructure Other) - CAPEX | \$160,042.00 | (\$100,000.00) | \$60,042.00 | \$40,966.78 | \$19,075.22 | | 68% | Land & Buildings |
| 11480 | Utility Parks & Gardens - CAPEX | \$0.00 | \$0.00 | \$0.00 | \$0.00 | \$0.00 | | 0% | Plant |
| 11610 | Radio & Television Tower (Buildings) - CAPEX | \$33,785.00 | \$0.00 | \$33,785.00 | \$18,021.90 | \$15,763.10 | | 53% | Land & Buildings |
| 11612 | Purchase of land (Lot 251 Ballidu) (CAPEX) | \$21,571.00 | \$0.00 | \$21,571.00 | \$21,154.92 | \$416.08 | | 98% | Land & Buildings |
| 11620 | W.H. Recreation Complex (Buildings) - CAPEX | \$923,436.00 | \$0.00 | \$923,436.00 | \$882,345.54 | \$41,090.46 | | 96% | Land & Buildings |
| 11621 | Ballidu Sports Complex (Buildings) - CAPEX | \$9,800.00 | \$0.00 | \$9,800.00 | \$0.00 | \$9,800.00 | | 0% | Land & Buildings |
| 11622 | Economic Stimulus Project | \$160,000.00 | \$0.00 | \$160,000.00 | \$120,000.00 | \$40,000.00 | | 75% | Other Infrastructure |
| 12080 | Depot Bldg. Capital (Buildings) - CAPEX | \$46,643.00 | \$0.00 | \$46,643.00 | \$32,058.16 | \$14,584.84 | | 69% | Land & Buildings |
| 12610 | Mack Truck - CAPEX | \$320,000.00 | \$0.00 | \$320,000.00 | \$0.00 | \$320,000.00 | | 0% | Plant |
| 12615 | Rollers (P&E) - CAPEX | \$190,000.00 | \$21,000.00 | \$211,000.00 | \$211,000.00 | \$0.00 | | 100% | Plant |
| 12618 | Water & Fuel Tankers - CAPEX | \$160,000.00 | \$0.00 | \$160,000.00 | \$0.00 | \$160,000.00 | | 0% | Plant |
| 12623 | Backhoe | \$0.00 | \$47,800.00 | \$47,800.00 | \$9,764.00 | \$38,036.00 | | 20% | Plant |
| 12629 | Sundry Plant and Equipment (CAPEX) | \$45,570.00 | \$0.00 | \$45,570.00 | \$37,332.64 | \$8,237.36 | | 82% | Plant |
| 12631 | Dual Pig Trailer- P & E (CAPEX) | \$150,000.00 | \$0.00 | \$150,000.00 | \$0.00 | \$150,000.00 | | 0% | Plant |
| 13610 | Museum - CAPEX | \$52,217.00 | \$0.00 | \$52,217.00 | \$5,566.36 | \$46,650.64 | | 11% | Land & Buildings |
| 14414 | 14 Ellis Street - CAPEX | \$34,000.00 | \$25,000.00 | \$59,000.00 | \$0.00 | \$59,000.00 | | 0% | Land & Buildings |
| 14418 | Grader Utility (Motor Vehicles) - CAPEX | \$35,000.00 | \$0.00 | \$35,000.00 | \$34,831.77 | \$168.23 | | 100% | Motor Vehicles |
| 14419 | Construction Utility - CAPEX | \$35,000.00 | \$6,014.00 | \$41,014.00 | \$41,013.13 | \$0.87 | | 100% | Motor Vehicles |
| 14841 | Purchase of Old School Oval (CAPEX) | \$200,000.00 | \$0.00 | \$200,000.00 | \$0.00 | \$200,000.00 | | 0% | Land & Buildings |
| 14881 | Wongan Hills Airport (Infr Other) | \$160,805.00 | \$14,992.00 | \$175,797.00 | \$175,596.48 | \$200.52 | | 100% | Other Infrastructure |
| 14932 | Gravel Pits - Capex | \$25,000.00 | \$0.00 | \$25,000.00 | \$0.00 | \$25,000.00 | | 0% | Other Infrastructure |
| 14933 | Capex - EV Charging Stations | \$0.00 | \$16,950.00 | \$16,950.00 | \$10,950.00 | \$6,000.00 | | 65% | Other Infrastructure |
| AROAD | RRG Funded Capital Roadworks (Infras Roads) | \$1,040,090.00 | \$184,450.00 | \$1,224,540.00 | \$965,003.25 | \$259,536.75 | | 79% | Roads |
| BROAD | R2R Funded Capital Roadworks (Infras Roads) | \$476,893.00 | \$0.00 | \$476,893.00 | \$182,665.06 | \$294,227.94 | | 38% | Roads |
| DROAD | Own Funded Capital Footpaths (Infras footpaths) | \$155,790.00 | \$0.00 | \$155,790.00 | \$28,200.04 | \$127,589.96 | | 18% | Footpaths |
| EROAD | Own Funded Capital Roadworks (Infras Roads) | \$123,723.00 | \$0.00 | \$123,723.00 | \$21,397.49 | \$102,325.51 | | 17% | Roads |
| GROAD | Wheatbelt Secondary Freight Network Roadworks (Infra Roads) | \$2,807,779.00 | \$110,308.00 | \$2,918,087.00 | \$2,916,054.45 | \$2,032.55 | | 100% | Roads |
| | | \$8,087,837.00 | \$392,668.00 | \$8,480,505.00 | \$6,103,453.92 | \$2,377,051.08 | | 72% | |

| | Budget | | | YTD Actual | Variance | Indicator | Completion % | |
|-----------------------|-----------------|-----------------------|---------------------|-----------------------|-----------------------|-----------------------|--------------|------------|
| | Original Budget | Amendments | Current Budget | | | | | |
| Land & Buildings | \$1,806,660.00 | (\$70,000.00) | \$1,736,660.00 | \$1,031,832.00 | \$704,828.00 | | 59% | |
| Furniture & Equipment | \$180,000.00 | \$45,000.00 | \$225,000.00 | \$133,413.00 | \$91,587.00 | | 59% | |
| Motor Vehicles | \$224,000.00 | \$36,415.00 | \$260,415.00 | \$258,786.00 | \$1,629.00 | | 99% | |
| Plant | \$865,570.00 | \$68,800.00 | \$934,370.00 | \$258,097.00 | \$676,273.00 | | 28% | |
| Other Infrastructure | \$407,332.00 | \$17,695.00 | \$425,027.00 | \$308,006.00 | \$117,021.00 | | 72% | |
| Roads | \$4,448,485.00 | \$294,758.00 | \$4,743,243.00 | \$4,085,120.00 | \$658,123.00 | | 86% | |
| Footpaths | \$155,790.00 | \$0.00 | \$155,790.00 | \$28,200.00 | \$127,590.00 | | 18% | |
| | | \$8,087,837.00 | \$392,668.00 | \$8,480,505.00 | \$6,103,454.00 | \$2,377,051.00 | | 72% |

Total Actual < Current Budget

No Current Budget

No YTD Actual

Total Actual > Current Budget

SHIRE OF WONGAN - BALLIDU
INVESTMENT REPORT FOR 31 MAY 2023

MUNICIPAL INVESTMENTS

Matured Municipal Investments

| Invest No. | Name | Maturity date | Particulars | From | To | Days | Opening Investment | Transfers in/out | YTD Interest | Closing Balance | Interest Realised |
|---|------|---------------|-------------|------|----|------|--------------------|------------------|--------------|-----------------|-------------------|
| Total of matured municipal investments | | | | | | | \$ - | \$ - | \$ - | \$ - | \$ - |

Current Municipal Investments

| Invest No. | Name | Maturity | From | To | Days | Interest Rate | Opening Investment | Transfers in/out | YTD Interest | Closing Balance | Interest Realised |
|---|------------------------------|----------|-----------|----|------|---------------|--------------------|-------------------|--------------|-----------------|-------------------|
| 036-177 160485 | Westpac Online Saver Account | | 1/07/2022 | | | | \$ 2,820,469.83 | \$ (1,550,000.00) | \$ 28,963.60 | \$ 1,299,433.43 | \$ 28,963.60 |
| Total of current municipal investments | | | | | | | \$ 2,820,469.83 | \$ (1,550,000.00) | \$ 28,963.60 | \$ 1,299,433.43 | \$ 28,963.60 |

RESERVE INVESTMENTS

Matured Reserve Investments

| Invest No. | Name | Maturity date | Particulars | From | To | Days | Opening Investment | Transfers in/out | YTD Interest | Closing Balance | Interest Realised |
|---|------|---------------|-------------|------|----|------|--------------------|------------------|--------------|-----------------|-------------------|
| Total of matured reserve investments | | | | | | | \$ - | \$ - | \$ - | \$ - | \$ - |

Current Reserve Investments

| Invest No. | Name | Maturity | From | To | Days | Interest Rate | Opening Investment | Transfers in/out | YTD Interest | Closing Balance | Interest Realised |
|--|-----------------------|----------|----------|----|------|---------------|--------------------|------------------|--------------|-----------------|-------------------|
| 036-177 160629 | Westpac Reserve Saver | | 1-Jul-22 | | | | \$ 2,626,884.87 | \$ - | \$ 78,938.25 | \$ 2,705,823.12 | \$ 78,938.25 |
| Total of reserve investments and cash | | | | | | | \$ 2,626,884.87 | \$ - | \$ 78,938.25 | \$ 2,705,823.12 | \$ 78,938.25 |

| | | | | | | | | | | | |
|---|--|--|--|--|--|--|-----------------|-------------------|---------------|-----------------|---------------|
| Total of matured municipal and reserve investment | | | | | | | \$ - | \$ - | \$ - | \$ - | \$ - |
| Total of current municipal and reserve investment and cash | | | | | | | \$ 5,447,354.70 | \$ (1,550,000.00) | \$ 107,901.85 | \$ 4,005,256.55 | \$ 107,901.85 |

SHIRE OF WONGAN-BALLIDU
BANK RECONCILIATIONS FOR 31 MAY 2023

| | Total | Municipal (01106+01102) | Trust (21100) | Reserve (01105) | Cash On Hand (01101) |
|---|---------------------|-------------------------|------------------|---------------------|----------------------|
| Opening Balance | 4,830,508.96 | 2,098,513.28 | 35,315.56 | 2,695,830.12 | 850.00 |
| Add: | | | | | |
| Receipts | 731,322.74 | 721,329.71 | | 9,993.03 | |
| Unallocated Deposits | 20,661.78 | 20,661.78 | | | |
| Transfers In/(Out) | - | | | | |
| Transfers In/(Out) | - | | | | |
| | - | | | | |
| Less: | | | | | |
| Payments - EFT & Cheques | (1,174,282.33) | (1,174,282.33) | | | |
| Payments - Bank Fees | (502.28) | (502.28) | | | |
| Adjustments & Transfers | (0.01) | (0.01) | | | |
| Unallocated payments | - | - | | | |
| Balance as per General Ledger | 4,407,708.86 | 1,665,720.15 | 35,315.56 | 2,705,823.15 | 850.00 |
| Balance as per Bank Statements | 381,771.93 | 346,456.37 | 35,315.56 | | |
| Balance as per Bank Deposit Certificates | 2,705,823.12 | - | | 2,705,823.12 | |
| Balance as per Holder Certificates | 1,300,283.43 | 1,299,433.43 | | | 850.00 |
| Add: | | | | | |
| Outstanding Deposits | 19,830.35 | 19,830.35 | | | |
| Adjustments - Unallocated deposits | - | | | | |
| | - | | | | |
| Less: | | | | | |
| Unpresented Payments | - | - | | | |
| | - | | | | |
| Adjustments & Transfers | 0.03 | | | 0.03 | |
| Rounding | - | | | | |
| Balance as per Cash Book | 4,407,708.86 | 1,665,720.15 | 35,315.56 | 2,705,823.15 | 850.00 |

**SHIRE OF WONGAN - BALLIDU
RATES AND CHARGES OUTSTANDING 31 MAY 2023**

| | | | | |
|--|--|--|-----------------|--|
| | | Rates and Charges Raised for 2022/2023 | \$ 3,456,582.00 | Rates and service charges - raised 25.7.22 |
| Rates and Charges Outstanding Breakdown | | | | |
| Total Amount Outstanding | | 31-May-23 | \$ 214,071.00 | 6.19% |
| Outstanding same time last year | | 31-May-22 | \$ 190,832.00 | 5.72% |

SUNDRY DEBTORS OUTSTANDING 31 MAY 2023

| Debtors Ageing Summary | | | | |
|-------------------------------------|--------|--------------------------|----------------------|---|
| Current | | | \$ 70,315.85 | |
| 30 Days | | | \$ 1,043.05 | |
| 60 Days | | | \$ 845.25 | |
| 90 Days & Over | | | \$ 58,496.69 | |
| Credit Balance | | | \$ (29,689.44) | |
| Total Outstanding | | | \$ 101,011.40 | |
| Accounts 90 Days & Over: | | | | |
| Date | Dr No. | Comments | Amount | |
| 30/06/2021 | 1382 | Refund | \$ 55,860.40 | Company in administration - Proof of debt submitted. Update - Liquidator has notified creditors that 2 cents in the dollar is likely. |
| 30/06/2022 | 1535 | Private Works | \$ 467.51 | Letter requesting payment has been sent. Follow up with debt collection. |
| 28/11/2022 | 1555 | Medical Centre Room Hire | \$ 273.00 | Payment made 07/06/2023 |
| 27/02/2023 | 1342 | Private Works | \$ 1,121.93 | Following up with Stephen |
| 21/12/2022 | 1480 | Wongan Hills Tip Docket | \$ 637.35 | Credit note to be issued - incorrectly charged, completed work for the Shire |
| 11/01/2023 | 1176 | Medical Centre Room Hire | \$ 136.50 | Payment made 06/06/2023 |
| Total | | | \$ 58,496.69 | |

MONTHLY FINANCIAL HEALTH CHECK

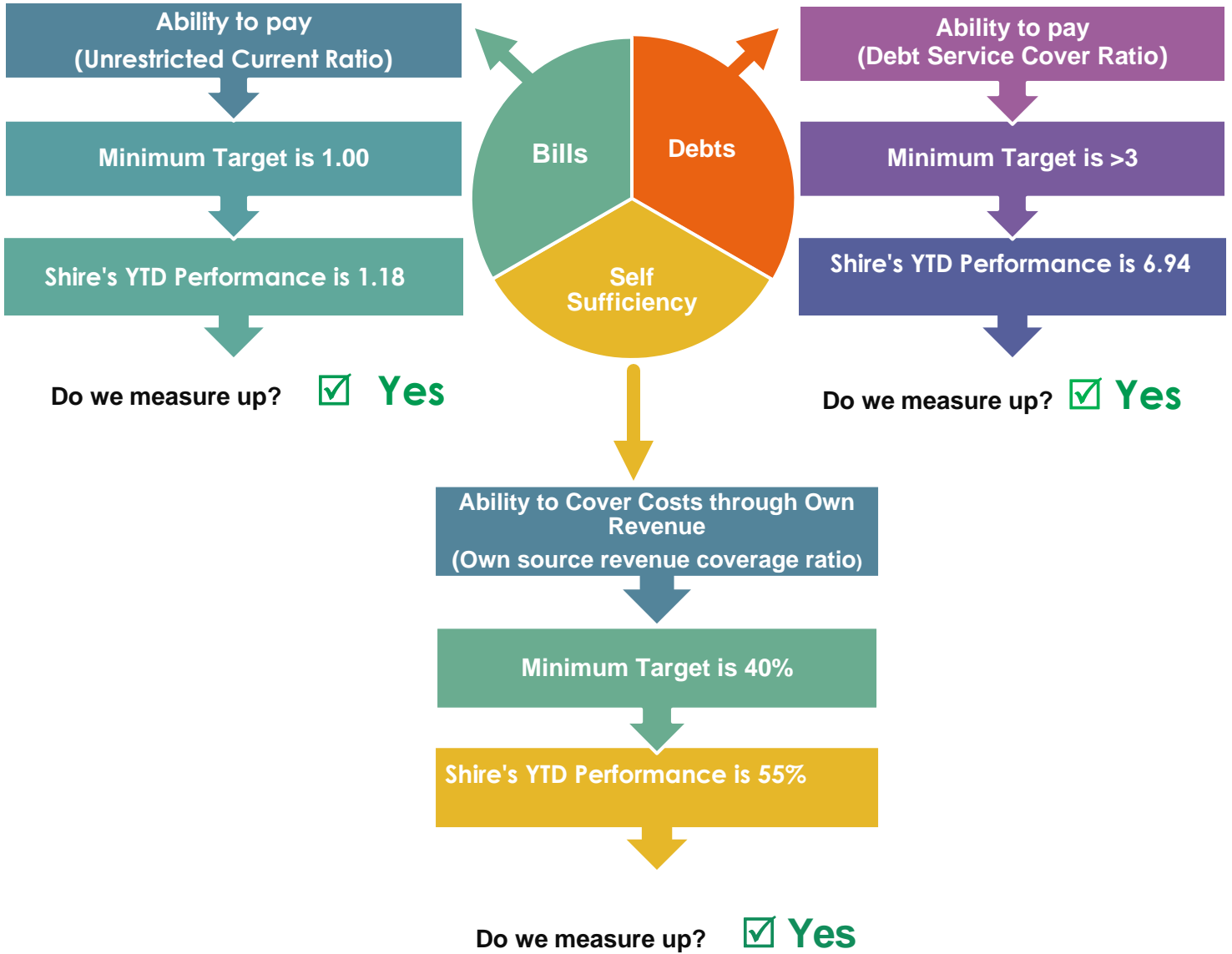


As at 31 May 2023

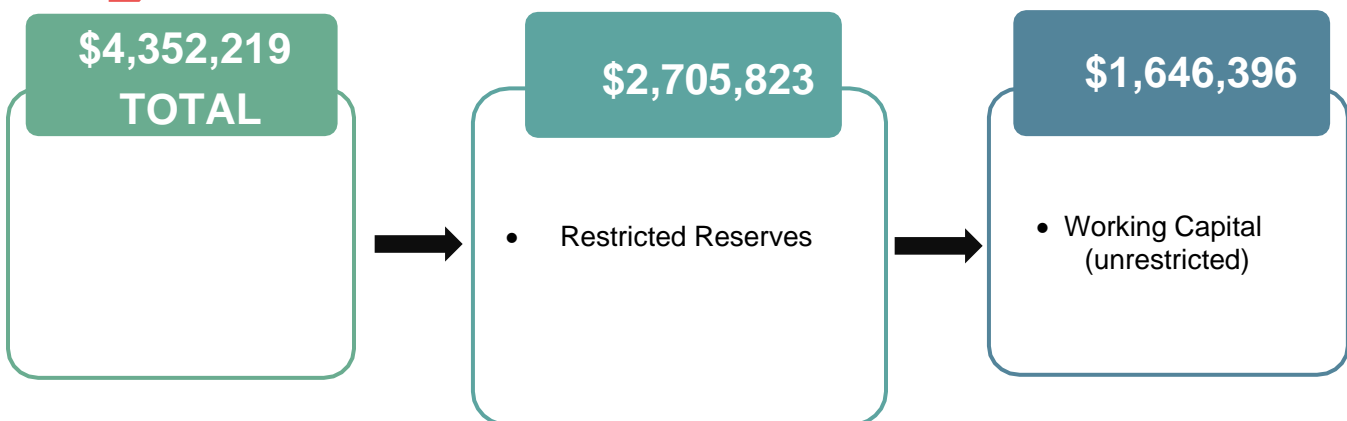
Highlighting how the Shire of Wongan-Ballidu is tracking against financial ratios

| Financial Snapshot (Year to Date) | Actual |
|--|------------------|
| Operating Revenue | \$5,309,523 |
| Operating Expenditure (Including Non-Cash Items) | (\$7,583,711) |
| Non-Cash Items | \$3,285,422 |
| Capital Revenue | \$2,788,645 |
| Capital Expenditure | (\$6,103,454) |
| Loan Repayments | (\$114,642) |
| Lease Liability Principal Repayments | (\$6,492) |
| SSL Reimbursements | 50,096 |
| Transfers (to)/from Reserves | (\$78,938) |
| Surplus Brought Forward 1 July 2022 | \$2,777,779 |
| Current Municipal Surplus | \$324,228 |

Financial health indicators



Cash in the bank



▶ How are we tracking against our budgeted targets?

Adjusted Operating Surplus

A measure of the Shire's ability to cover its operational costs including depreciation and have funds left over to cover capital expenditure (including principal loan repayments) without relying on debt or reserves.

Minimum Target is 1%

Shire's YTD Performance is -54.41%

Do we measure up? **No**

- Adjusted operating surplus and self-sufficient ratios are high in the earlier part of the year due to rates being fully billed in July. However, as the year progresses, operating expenditure will continue to draw on this revenue source reducing to target by 30 June 2023.

Asset Sustainability Ratio

Measures if the Shire is replacing or renewing existing non-financial assets at the same rate that its overall asset stock is wearing out.

Minimum Target is 90%

Shire's YTD Performance is 147.10

Do we measure up? **Yes**

9.3 WORKS AND SERVICES

9.3.1 RAV NETWORK- REQUEST LGA SUPPORT

| | |
|--|--|
| FILE REFERENCE: | T6.1 |
| REPORT DATE: | 15 June 2023 |
| APPLICANT/PROPONENT: | Shire of Wongan-Ballidu |
| OFFICER DISCLOSURE OF INTEREST: | Nil |
| PREVIOUS MEETING REFERENCES: | Nil |
| AUTHOR: | Stephen Casey, Acting Manager of Works & Services |
| ATTACHMENTS: | 9.3.1a Tandem drive prime mover trailer combinations 9.3.1b Accredited mass management scheme |

PURPOSE OF REPORT:

The purpose of this Report is to present to Council a request from Heavy Vehicle Services (HVS) to assess the following requests and provide HVS with any comments relating to road condition, planning conflicts, development issues etc, that may be impacted by including the above roads onto the RAV 7 Network.

Network Changes:

Wongan Hills-Waddington Rd (Wongan Hills, Lake Hinds) from a Tandem Drive Network 6 to a Tandem Drive Network 7.

Accredited Mass Management Scheme Level Changes:

1. Hospital Rd
2. Dowerin-Kalannie Rd
3. Wongan Hills-Cadoux Rd
4. Cochrane Rd
5. Cadoux-Koorda Rd
6. Dowerin-Kalannie Rd

BACKGROUND:

An application was submitted to Main Roads Western Australia (HVS) by Auhls Transport requesting to amend Wongan-Hills-Waddington Road (Wongan Hills, Lake Hinds) from Northam Pithara Road & Wongan Road SLK 0.00 to Wongan Hills & Waddington Road SLK 30.21 from Tandem Drive Network 6 to a Tandem Drive Network 7.

The application also includes a request to increase the AMMS on a Tandem Drive Network 4 series of roads listed above from a AMMS Level 1 to a AMMS Level 3.

The Accredited Mass Management Scheme (AMMS):

- Allows for approved tandem drive and tri drive combinations to operate at three (3) concessional mass levels; and
- Does not prescribe specific loading methods nor restrict commodity types.

Instead, AMMS allows for any product and any proven loading control method to be used.

| Dimension Requirements | | | | | |
|------------------------|---|---|--|------------------------|------------------------|
| Road No. | Road Name | From Location (SLK) | To Location (SLK) | Current Network | Requested Network |
| 5180199 | Wongan Hills-Waddington Rd (Wongan Hills, Lake Hinds) | Northam Pithara Rd & Wongan Rd (SLK 0.00) | Wongan Hills – Waddington Rd (SLK 30.21) | Tandem Drive Network 6 | Tandem Drive Network 7 |
| 5180195 | Hospital Road | Wongan Hills-Cadoux Rd (24.227) | Dowerin-Kalannie Rd (67.47) | Tandem Drive 4 | No Change |
| 5180193 | Dowerin-Kalannie Rd | Hospital Rd (34.529) | Dowerin-Kalannie Rd (43.45) | Tandem Drive 4 | No Change |
| 5180197 | Wongan Hills-Cadoux Rd | Hospital Rd (0.00) | Dowerin-Kalannie Rd (22.47) | Tandem Drive 4 | No Change |
| 5180068 | Cochrane Rd | Wongan Hills-Cadoux Rd (0.00) | CBH Entrance (0.576) | Tandem Drive 4 | No Change |
| 5180198 | Cadoux-Koorda Rd | Dowerin-Kalannie Rd (0.00) | Koorda Wongan Hills Rd (7.20) | Tandem Drive 4 | No Change |
| 5180193 | Dowerin-Kalannie Rd | Wongan Hills Cadoux Rd (3.95) | Cadoux-Koorda Rd (4.27) | Tandem Drive 4 | No Change |

| Mass Requirements | | | | | |
|-------------------|------------------------|---------------------------------|-----------------------------|--------------------|----------------------|
| Road No. | Road Name | From Location (SLK) | To Location (SLK) | Current Mass Level | Requested Mass Level |
| 5180195 | Hospital Rd | Wongan Hills-Cadoux Rd (24.227) | Dowerin-Kalannie Rd (67.47) | AMMS 1 | AMMS 3 |
| 5180193 | Dowerin-Kalannie Rd | Hospital Rd (34.529) | Dowerin-Kalannie Rd (43.45) | AMMS 1 | AMMS 3 |
| 5180197 | Wongan Hills Cadoux Rd | Hospital Rd (0.00) | Dowerin-Kalannie Rd (22.47) | AMMS 1 | AMMS 3 |
| 5180068 | Cochrane Rd | Wongan Hills-Cadoux Rd (0.00) | CBH Entrance (0.576) | AMMS 1 | AMMS 3 |
| 5180198 | Cadoux-Koorda Rd | Dowerin-Kalannie Rd (0.00) | Koorda Wongan Hills Rd | AMMS 1 | AMMS 3 |
| 5180193 | Dowerin-Kalannie Rd | Wongan Hills Cadoux Rd (3.95) | Cadoux-Koorda Rd (4.27) | AMMS 1 | AMMS 3 |

COMMENT:

The provided comment highlights the key aspect of the proposed changes in the RAV Network Ratings from Category RAV 6 to RAV 7, which is the increase in the overall weight that the truck and trailer combination can hold. The current RAV 6 rating allows a maximum of 88.5 tonnes, while a RAV 7 rating carries a maximum payload of 108.5 tonnes.

The current AMMS Level 1 rating allows for a total weight of 93.5 tonnes, while AMMS Level 3 increases to a maximum of 100 tonnes.

Council has the discretion to decide whether to support or not support a higher network level on specific roads.

Furthermore, the consultation process with the Heavy Vehicle Services (HVS) is a preliminary step before the onsite assessment by HVS staff members. The purpose of this assessment is to determine whether the road is suitable for the higher network level. It helps identify any areas of concern or deficiencies that may hinder the achievement of higher network levels.

POLICY REQUIREMENTS:

The 'Heavy Vehicle' Policy 10.4 outlines Council's expectations for the use of heavy vehicles within the Shire.

LEGISLATIVE REQUIREMENTS:

The Road Traffic Act 1974, Road Traffic Code 2000, Road Traffic (Vehicle Standards) Regulations 2002 and MRWA Regulations and Policies control the use of heavy vehicles throughout the State.

STRATEGIC IMPLICATIONS:

Liaising with the State Government vehicle configurations is in line with Council's strategic direction on Infrastructure (Work with State Government to ensure improvement and integration of our local and state road network and public transport systems).

SUSTAINABILITY IMPLICATIONS:

- **Environment**
There are no known environmental impacts associated with this proposal.
- **Economic**
There are no known economic impacts associated with this proposal.
- **Social**
There are no known social implications associated with this proposal.
-

FINANCIAL IMPLICATIONS:

There are no immediate financial implications, however a change in RAV Network Rating or AMMS for all or part of each road will potentially cause an increase in maintenance requirements, and this can impact the Shire's Long-Term Financial Plan. Additional funding may be necessary to accommodate the higher maintenance costs associated with the amended network ratings and mass levels. The financial implications could include budget adjustments, potential prioritisation of road projects, and resource allocation to address the increased maintenance needs.

RISK IMPLICATIONS:

The risk implications of amending the RAV Network Ratings and Accredited Mass Management Scheme (AMMS) include the potential reduction of the road's lifespan and an increase in maintenance requirements. The increased loads can lead to accelerated pavement deterioration, increased pothole formation, and other structural issues. As a result, the maintenance requirements for these roads are likely to increase, necessitating more frequent and extensive repairs and maintenance activities. These risks can have an impact on the Shire of Wongan-Ballidu's Asset Management Plan and Long-Term Financial Plan.

STAFF RECOMMENDATION

That Council

1. DOES NOT SUPPORT the requests from Heavy Vehicle Services (HVS) to change Wongan Hills-Waddington Rd from a Tandem Drive Network 6 to a Tandem Drive Network 7 and provide HVS with any comments relating to road condition, planning conflicts, development issues etc., that may be impacted by increasing the network rating.

2. DOES NOT SUPPORT the requests from Heavy Vehicle Services (HVS) to change road listed below from a current mass level of AMMS 1 to requested AMMS 3 and provide HVS with any comments relating to road condition, planning conflicts, development issues etc., that may be impacted by including the roads onto the RAV 4 Network.

























1. Hospital Rd
2. Dowerin-Kalannie Rd
3. Wongan Hills-Cadoux Rd
4. Cochrane Rd
5. Cadoux-Koorda Rd
6. Dowerin-Kalannie Rd

Tandem Drive Prime Mover, Trailer Combinations

Restricted Access Vehicle (RAV) Categories

| RAV Category | RAV Description | Max. Length | Max. Mass | Approved Network | | |
|--------------|--|-----------------|----------------|------------------|-----|----------------|
| Category 1 | 1A - Prime Mover, Semi Trailer & Pig Trailer or Dolly | 1A / 1C | 20 m | 50 t | N1 | |
| | 1B - Prime Mover & Semi Trailer | 1B | 19 m | | | 48.5 t |
| Category 2 | 2A - Prime Mover, Semi Trailer & Pig Trailer or Dolly | 2A | 27.5 m | 66.5 t | N2 | |
| | 2B - Prime Mover & Semi Trailer | 2B | 20 m | | | 48.5 t |
| | 2C - B-double | 2C | 27.5 m | | | 68.5 t |
| | 2D - Short B-Triple | 2D | 27.5 m | | | 88.5 t |
| | 2E - Car Carrier | 2E | 25 m | | | 45 t |
| Category 3 | 3A - A-double | | 27.5 m | 85 t | N3 | |
| Category 4 | 4A - A-double | | 27.5 m | 88.5 t | N4 | |
| Category 5 | 5A - A-Double | 5A / 5D | 36.5 m | 85 t | N5 | |
| | 5B - A-Double towing a Dolly | 5B | 27.5 m + Dolly | | | 85 t + Dolly |
| | 5C - B-Double towing a Dolly | 5C | 27.5 m + Dolly | | | 68.5 t + Dolly |
| Category 6 | 6A - A-double | 6A / 6B | 36.5 m | 88.5 t | N6 | |
| | 6B - B-Triple | 6B | 27.5 m + Dolly | | | 88.5 t + Dolly |
| | 6C - A-Double towing a Dolly | 6C | 27.5 m + Dolly | | | 88.5 t + Dolly |
| Category 7 | 7A - AB-Triple | | 36.5 m | 108.5 t | N7 | |
| Category 8 | Refer to Tandem Drive Truck, Trailer Combinations | | | | | |
| Category 9 | 9A - A-Triple | 9A | 53.5 m | 121.5 t | N9 | |
| | 9B - A-Double towing a Dolly | 9B | 36.5 m + Dolly | | | 85 t + Dolly |
| | 9D - AB-Triple | 9C / 9D | 45 m | | | 108.5 t |
| Category 10 | 10A - A-Triple | 10A / 10B / 10C | 53.5 m | 128.5 t | N10 | |
| | 10B - Double B-Double | 10B | 53.5 m | | | 148.5 t |
| | 10C - ABB-Quad | 10C | 36.5 m + Dolly | | | 88.5 t + Dolly |
| | 10E - AAB-Quad | 10D / 10E | 53.5 m | | | 148.5 t |
| | 10F - A-Double towing a Dolly | 10F | 36.5 m + Dolly | 88.5 t + Dolly | | |

Accredited Mass Management Scheme (AMMS) Tandem Drive Prime Mover, Trailer Combinations Restricted Access Vehicle (RAV) Categories

| RAV Category | RAV Description | Max. Length | Max. Mass & Approved Network | | | |
|--------------|--|-----------------|--------------------------------|--------------------------------|-------------------------------|-----------------------|
| | | | Level 1 | Level 2 | Level 3 | |
| Category 1 | 1A – Prime Mover & Semi Trailer  | 19 m | 50 t N1.1 | - | - | |
| Category 2 | 2A – Prime Mover & Semi Trailer  | 2A | 20 m | 50.5 t | 51.5 t | 53 t |
| | 2B – Prime Mover, Semi Trailer & Pig Trailer or Dolly  | 2B | 27.5 m | 68.5 t | 69.5 t | 71 t |
| | 2C – B-double  | 2C | 27.5 m | 72 t | 74 t | 76.5 t |
| | | All | - | N2.1 | N2.2 | N2.3 |
| Category 3 | 3A – A-double  | 27.5 m | 89 t | 91 t | 94 t | |
| | | | N3.1 | N3.2 | N3.3 | |
| Category 4 | 4A – A-double  | 27.5 m | 93.5 t N4.1 | 96.5 t N4.2 | 100 t N4.3 | |
| Category 5 | 5A – B-Double towing a Dolly  | 5A | 27.5 m + Dolly | 72 t + Dolly | 74 t + Dolly | 76.5 t + Dolly |
| | 5B – A-Double  | 5B / 5D | 36.5 m | 89 t | 91 t | 94 t |
| | 5C – A-Double towing a Dolly  | 5C | 27.5 m + Dolly | 89 t + Dolly | 91 t + Dolly | 94 t + Dolly |
| | 5D – B-Triple  | All | - | N5.1 | N5.2 | N5.3 |
| Category 6 | 6A – A-double  | 6A / 6B | 36.5 m | 93.5 t | 96.5 t | 100 t |
| | 6B – B-Triple  | 6C | 27.5 m + Dolly | 93.5 t + Dolly | 96.5 t + Dolly | 100 t + Dolly |
| | 6C – A-Double towing a Dolly  | All | - | N6.1 | N6.2 | N6.3 |
| Category 7 | 7A – AB-Triple  | 36.5 m | 115 t | 119 t | 123.5 t | |
| | 7B – BA-Triple  | | N7.1 | N7.2 | N7.3 | |
| Category 8 | There are no Category 8 RAVs for AMMS | | | | | |
| Category 9 | 9A – A-Triple  | 9A | 53.5 m | 127.5 t | 130.5 t | 135 t |
| | 9B – A-Double towing a Dolly  | 9B | 36.5 m + Dolly | 89 t + Dolly | 91 t + Dolly | 94 t + Dolly |
| | 9C – AB-Triple  | 9C / 9D | 45 m | 115 t | 119 t | 123.5 t |
| | 9D – BA-Triple  | All | - | N9.1 | N9.2 | N9.3 |
| Category 10 | 10A – A-Triple  | 10A / 10C / 10D | 53.5 m | 136.5 t | 141.5 t | 147 t |
| | 10B – A-Double towing a Dolly  | 10B | 36.5 m + Dolly | 93.5 t + Dolly | 96.5 t + Dolly | 100 t + Dolly |
| | 10C – Double B-Double  | 10E | 53.5 m | 158 t | 164 t | 170.5 t |
| | 10D – ABB-Quad  | All | - | N10.1 | N10.2 | N10.3 |
| | 10E – AAB-Quad  | | | | | |

9.4 HEALTH, BUILDING AND PLANNING

9.4.1 UNMADE ROAD CLOSURE REQUEST, ROAD RESERVE ID 3768559

| | |
|--|---|
| FILE REFERENCE: | D9.2 |
| REPORT DATE: | 30 May 2023 |
| APPLICANT/PROPONENT: | Melissa Marcon |
| OFFICER DISCLOSURE OF INTEREST: | Nil |
| PREVIOUS MEETING REFERENCES: | Nil |
| AUTHOR: | Melissa Marcon – Manager of Regulatory Services |
| ATTACHMENTS: | Nil |

PURPOSE OF REPORT:

To seek Council's approval to advertise and subsequently request the Minister for Lands to close a portion of unmade road reserve approx. 1.5829 ha adjoining Lot 1276 (CT1368/443) at the Ballidu Co-operative Bulk Handling (CBH) Group Site.

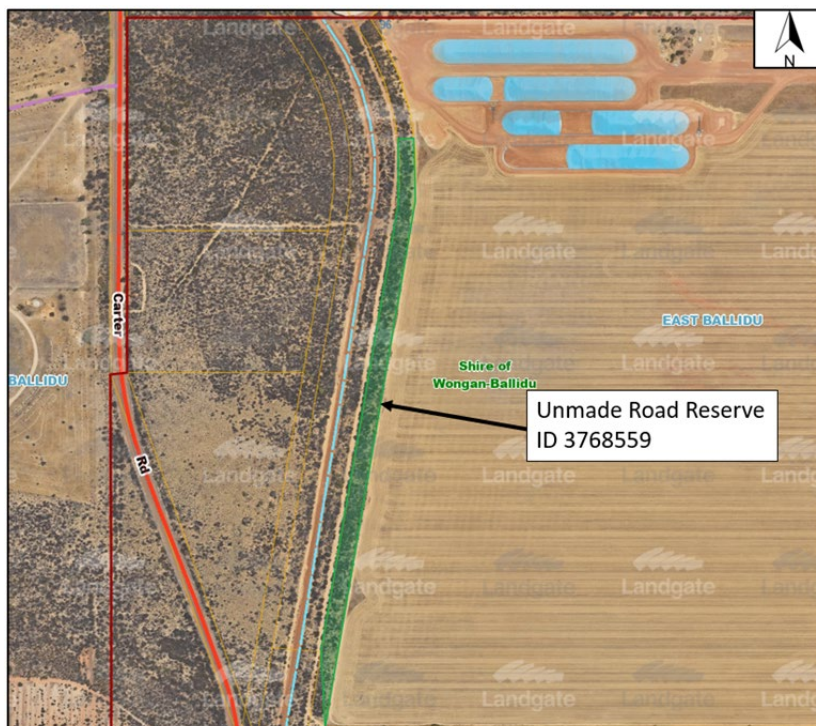
BACKGROUND:

The Shire of Wongan Ballidu received correspondence from CBH Group to request the closure of a portion of unmade road reserve opposite the railway line and adjoining Lot 1276 Ballidu South-East Road, Ballidu

COMMENT:

During the past six years CBH have expanded their operations and installed several new open bulk heads on Lot 1276 Ballidu South-East Road, Ballidu.

The closure of the unmade road reserve will give CBH the support for the future Ballidu rail and site expansion.



The closure of the unmade road reserve will not impact traffic as they enter from the northeast side of the paddock on Ballidu South-East Road, Ballidu.

Lot 1276 Ballidu South-East Road, Ballidu is not owned by CBH and the current owners will be contacted in line with legislative requirements.

POLICY REQUIREMENTS:

There are no policy requirements in relation to the item.

LEGISLATIVE REQUIREMENTS:

Land Administration Act 1997 Section 58: Road Closure (3)

A Local Government must not resolve to make a request under subsection (1) until a period of 35 days has elapsed from the publication in a newspaper circulating in its district of notice of motion for that resolution, and the Local Government has considered any objections made to it within that period concerning the proposals set out in that notice.

Land Administration Regulations 1998

Section 9 Provides the procedure for a Local Government to request the permanent closure of a road.

STRATEGIC IMPLICATIONS:

There are no known strategic implications associated with this item.

SUSTAINABILITY IMPLICATIONS:

➤ **Environment**

There are no known environmental implications associated with this item.

➤ **Economic**

There are no known economic implications associated with this proposal.

➤ **Social**

There are no known social implications associated with this proposal.

FINANCIAL IMPLICATIONS:

There will be fees associated with the cost of advertising in accordance with legislative requirements. This will be recovered from CBH.

VOTING REQUIREMENTS:

ABSOLUTE MAJORITY REQUIRED: No

OFFICER RECOMMENDATION:

That Council:

APPROVES the proposal to advertise and subsequently request the Minister for Lands to close a portion of unmade road reserve approx. 1.5829 ha adjoining Lot 1276 Ballidu South-East Rd, Ballidu (CT1368/443) at the Ballidu CBH Site.

9.4.2 WONGAN HILLS SPORT AND RECREATION CLUB INC, REQUEST TO INSTALL TELEVISIONS IN GYMNASIUM

| | |
|--|---|
| FILE REFERENCE: | A1221 |
| REPORT DATE: | 9 June 2023 |
| APPLICANT/PROPONENT: | Wongan Hills Sport and Recreation Club Inc |
| OFFICER DISCLOSURE OF INTEREST: | Nil |
| PREVIOUS MEETING REFERENCES: | Nil |
| AUTHOR: | Melissa Marcon – Manager of Regulatory Services |
| ATTACHMENTS: | Letter from Wongan-Ballidu Fitness Club |

PURPOSE OF REPORT:

To seek Councils permission to approve the installation of three televisions (TV) in the gymnasium at the Wongan Hills Sports Pavilion, 100 Ninan Street, Wongan Hills.

BACKGROUND:

The Shire entered into a Management Agreement with the Wongan Hills Sports and Recreation Council Inc (WHSRC) in 2008.

In 2020 upgrades were completed at the Wongan Hills Sports Pavilion with the gymnasium being built.

COMMENT:

The applicant has received a request from the Wongan Ballidu Community Fitness Club (WBCFC) requesting permission from Council to install three televisions in the gymnasium at the Wongan Hills Sports Pavilion.

One 65" TV will be located over the mirrors on the southern wall and two 55" TVs will be in each corner of the northern wall. The work will be carried out by the same contractor that has installed the existing data and communication hardware when the facility was first built. Any electrical work will be carried out by a local contractor.

The WHSRC gives full support to this request.

The WBCFC will cover the installation expenses and ongoing maintenance costs associated with the TVs.

POLICY REQUIREMENTS:

There are no policy requirements in relation to the item.

LEGISLATIVE REQUIREMENTS:

There are no legislative requirements in relation to the item.

STRATEGIC IMPLICATIONS:

There are no known strategic implications associated with this item.

SUSTAINABILITY IMPLICATIONS:

- **Environment**
There are no known environmental implications associated with this item.
- **Economic**
There are no known economic implications associated with this proposal.
- **Social**
The installation of the TV's will benefit the users of the WBCFC.

FINANCIAL IMPLICATIONS:

There are no financial implications to Council in relation to the installation of this item as all costs will be incurred by WBCFC.

VOTING REQUIREMENTS:

ABSOLUTE MAJORITY REQUIRED: No

OFFICER RECOMMENDATION:

That Council

APPROVE the request for the installation of three televisions in the gymnasium at the Wongan Hills Sports Pavilion and that Wongan Ballidu Fitness Club will be responsible for all ongoing costs, maintenance and replacement of these items.



PO BOX 47, Wongan Hills, WA, 6603
0426 839 294
wonganballidugym@gmail.com

05 Jun 2023

Subject: Request to Install Televisions in the Gymnasium


Dear Community Club,

We hope this letter finds you in good health and high spirits. Firstly, we would like to express our gratitude for the exceptional facilities and services that the club provides. It has been a valuable asset for our community, promoting health and wellness among our members.

We are writing to propose an idea that we believe would greatly enhance the gymnasium experience for all members. Our suggestion is to install televisions in strategic locations within the gymnasium premises. These televisions would not only entertain but also serve as an educational tool, improving the overall workout experience for club members.

There are several reasons why we believe the installation of televisions would be beneficial. Firstly, having televisions in the gymnasium would allow members to stay updated on current events, sports, and other informative programs while exercising. It would provide a source of entertainment and distraction during strenuous workouts, making the gym experience more enjoyable and engaging.

Additionally, televisions could be used to broadcast fitness-related programs, exercise routines, and educational content. Many people find it easier to follow workout routines when they can visually observe and imitate the exercises being performed. By broadcasting exercise videos and informative



content, the televisions would assist members in maintaining proper form, learning new exercises, and adopting healthier habits.

Furthermore, televisions can be utilised to promote community club events, fitness challenges, and in the future, classes offered by the club. Members who are not aware of upcoming activities may miss out on valuable opportunities to engage with the club and their fellow members. The televisions would serve as a means of communication, ensuring that all members stay informed and actively participate in club initiatives.

The WBCFC Committee will cover the installation expenses and ongoing maintenance costs associated with the TVs. We propose install three TVs, one 65" TV located over the mirrors on the southern wall and two 55" TVs located in each corner of the northern wall. The work will be carried out by the same contractor that has installed the existing data and communication hardware when the facility was first built. Any electrical work will be carried out by local contractor, Mortlock Electrical. We have provided some photos of the locations below.


We firmly believe that the installation of televisions in the gymnasium would be a valuable addition to our community club. It would contribute to the overall satisfaction and well-being of the members, fostering a more inclusive and engaging environment. We kindly request you to take this proposal into serious consideration and discuss it with the relevant stakeholders.

Thank you for your time and consideration. We are confident that this initiative will receive positive feedback from the community club members. We are available to discuss this proposal further and offer any assistance required. We look forward to your positive response.

Yours sincerely,



On Behalf of Wongan-Ballidu Community Fitness Club



Proposed Location of 65" TV Southern Wall



Proposed Location 55" TV Northern Wall



Proposed Location 55" TV Northern Wall

9.4.3 WONGAN HILLS SPORT AND RECREATION CLUB INC, REQUEST TO INSTALL TELEVISIONS IN FUNCTION AREA

| | |
|--|---|
| FILE REFERENCE: | A1221 |
| REPORT DATE: | 9 June 2023 |
| APPLICANT/PROPONENT: | Wongan Hills Sport and Recreation Club Inc |
| OFFICER DISCLOSURE OF INTEREST: | Nil |
| PREVIOUS MEETING REFERENCES: | Nil |
| AUTHOR: | Melissa Marcon – Manager of Regulatory Services |
| ATTACHMENTS: | Nil |

PURPOSE OF REPORT:

To seek Councils permission to approve the installation of two televisions (TV) in the function area at the Wongan Hills Sports Pavilion, 100 Ninan Street, Wongan Hills.

BACKGROUND:

The Shire entered into a Management Agreement with the Wongan Hills Sports and Recreation Council Inc (WHSRC) in 2008.

In 2020 upgrades were completed at the Wongan Hills Sports Pavilion.

COMMENT:

The applicant is requesting permission from Council to install two televisions in the function area at the Wongan Hills Sports Pavilion.

The two 65" TV will be located on the wall separating the bar and function area facing the main door and the other on the wall near the main doors facing the function area. They will be placed on swivel mounts.

The WHSRC will cover the installation expenses and ongoing maintenance costs associated with the TVs.

POLICY REQUIREMENTS:

There are no policy requirements in relation to the item.

LEGISLATIVE REQUIREMENTS:

There are no legislative requirements in relation to the item.

STRATEGIC IMPLICATIONS:

There are no known strategic implications associated with this item.

SUSTAINABILITY IMPLICATIONS:

➤ **Environment**

There are no known environmental implications associated with this item.

➤ **Economic**

There are no known economic implications associated with this proposal.

➤ **Social**

The installation of the TV's will benefit the users of the Wongan Hills Community Club (WHCC).

FINANCIAL IMPLICATIONS:

There are no financial implications to Council in relation to the installation of this item as all costs will be incurred by WHSRC.

VOTING REQUIREMENTS:

ABSOLUTE MAJORITY REQUIRED: No

OFFICER RECOMMENDATION:

That Council

APPROVE the request for the installation of two televisions in the function area at the Wongan Hills Sports Pavilion and that Wongan Hills Sport and Recreation Club Inc will be responsible for all ongoing costs, maintenance and replacement of these items.

9.5 COMMUNITY SERVICES

Item 10. NEW BUSINESS OF AN URGENT NATURE INTRODUCED BY DECISION OF THE MEETING

Item 11. MATTERS FOR WHICH THE MEETING MAY BE CLOSED

Item 12. CLOSURE